



**THE CLUB FOR  
GROWTH**  
FOUNDATION



2018

# Florida State Legislative Scorecard

See how Members of Florida's Legislature are voting on economic growth issues.



Club for Growth Foundation is a 501(c)(3) non-profit organization focused on educating the public about the value of free markets, pro-growth policies, and economic prosperity.

State Scorecards are created by the Club for Growth Foundation to educate the public about the voting records of the legislators who serve in state Legislatures. It is part of a larger scorecard project that the Club for Growth Foundation has created to educate the public about the economic positions taken by legislators in states across the country.

# Our Mission

THE FOUNDATION  
EDUCATES THE  
PUBLIC ABOUT PRO-  
GROWTH POLICIES.

THE FOUNDATION  
CONDUCTS  
COMPREHENSIVE  
EXAMINATIONS OF  
VOTING RECORDS.

THE FOUNDATION'S  
GOAL IS TO INFORM  
THE PUBLIC AND  
BRING AWARENESS  
TO LAWMAKERS.

METHODOLOGY  
2018 FLORIDA

FLORIDA  
SENATE  
SNAPSHOT

FLORIDA  
SENATE  
VOTES

FLORIDA  
SENATE  
VOTE  
DESCRIPTIONS

FLORIDA  
HOUSE  
SNAPSHOT

FLORIDA  
HOUSE  
VOTES

FLORIDA  
HOUSE  
VOTE  
DESCRIPTIONS

# Methodology | Florida 2018

Club for Growth Foundation publishes the scorecard study so the public can be educated and informed about the voting record of Florida's elected state lawmakers on economic growth issues.

The Foundation conducted a comprehensive examination of each lawmaker's record on votes related to pro-growth policies and computed an Economic Growth Score on a scale of 0 to 100. A score of 100 would indicate the highest support for pro-growth policies.

**The Foundation examined legislative votes related to the Foundation's immediate pro-economic growth policy goals, including:**

- Reducing or eliminating tax rates and enacting tax reform
- Limited government through limited spending and budget reform
- Regulatory reform and deregulation
- Ending abusive lawsuits through medical malpractice and tort reform
- Expanding school choice
- Implementing Term Limits

Not all of these policy goals will come up for a vote in each legislative session.

The Foundation also examined votes on bills that would directly harm these goals.

This scorecard is based on selected votes of importance to the Foundation, and does not include the complete voting record of any legislator. There are inherent limitations in judging the overall qualifications of any legislator based on a selected voting record, and the Foundation does not endorse or oppose any legislator for public office.

ABOUT THE FOUNDATION

METHODOLOGY  
2018 FLORIDA

FLORIDA  
SENATE  
SNAPSHOT

FLORIDA  
SENATE  
VOTES

FLORIDA  
SENATE  
VOTE  
DESCRIPTIONS

FLORIDA  
HOUSE  
SNAPSHOT

FLORIDA  
HOUSE  
RANKINGS

FLORIDA  
HOUSE  
VOTE  
DESCRIPTIONS

## LEGISLATIVE ACTIONS CONSIDERED IN FLORIDA IN 2018

The Foundation’s study examined over 600 floor votes and, ultimately, included 22 Florida House votes and 13 Florida Senate votes.

### COMPUTATION

Scores are computed on a scale of 0 to 100. Each vote or action in the rating is assigned a certain number of points depending on its relative importance. If a lawmaker casts a correct vote, the scorecard will denote it with that number. If a lawmaker casts an incorrect vote, the scorecard will denote that vote with a hyphen (-). Absences are not counted – signified as an “X” on the scorecard – though the Foundation reserves the right to do so if, in its judgment, a lawmaker’s position was otherwise discernible.

To provide some additional guidance concerning the scores, each lawmaker was ranked. Lawmakers with 0% scores are, by

default, ranked #116 in the Florida House and #38 in the Florida Senate. Scores and ranks cannot be directly compared between the House and Senate, as different votes were taken in each chamber. If applicable, the study also records a “Lifetime Score” for each lawmaker. This is a simple average of the scores from 2018 and all previous years where the lawmaker earned a score.

In some cases, a lawmaker was not present for enough votes for a meaningful score or ranking to be computed. In such cases “n.a.” for not applicable appears. In computing lifetime scores, years with “n.a.” listed instead of a score are not included. Comparing such scores to other members without “n.a.” years may be misleading.

### ADDITIONAL FACTORS

A study of roll call votes on the floor of the Florida House and the Florida Senate and legislative actions is just that. It cannot account for a lawmaker’s work in committee, advocacy in their party’s caucus meetings, and effectiveness as a leader in advocating pro-growth policies.

“Through the release of this series, the Club for Growth Foundation is looking at how state legislatures perform in terms of pro-growth policies. We believe that this scorecard will help inform citizens and entrepreneurs about who supports the policies that are good for economic prosperity.”

**- DAVID McINTOSH**

PRESIDENT, CLUB FOR GROWTH FOUNDATION

ABOUT THE  
FOUNDATION

METHODOLOGY  
2018 FLORIDA

FLORIDA  
SENATE  
SNAPSHOT

FLORIDA  
SENATE  
VOTES

FLORIDA  
SENATE  
VOTE  
DESCRIPTIONS

FLORIDA  
HOUSE  
SNAPSHOT

FLORIDA  
HOUSE  
RANKINGS

FLORIDA  
HOUSE  
VOTE  
DESCRIPTIONS



40 MEMBERS

# Florida Senate Snapshot

23 Republicans

15 Democrats

2 Vacancies

Average Republican Score: 79%

Average Democrat Score: 47%




### HIGHEST-RATED REPUBLICANS

Senator Rene Garcia | 85%



### LOWEST-RATED REPUBLICAN

Senator Tom Lee | 49%



### HIGHEST-RATED DEMOCRAT

Senator Lauren Book | 66%



### LOWEST-RATED DEMOCRATS

Senator Oscar Braynon | 30%

ABOUT THE FOUNDATION

METHODOLOGY 2018 FLORIDA

FLORIDA SENATE SNAPSHOT

FLORIDA SENATE VOTES

FLORIDA SENATE VOTE DESCRIPTIONS

FLORIDA HOUSE SNAPSHOT

FLORIDA HOUSE VOTES

FLORIDA HOUSE VOTE DESCRIPTIONS

# Florida 2018 | Senate Scorecard

Name	District	Party	Score	Life-score	H0037	H0667	H0731	H1279	H5001	H7001	H7055	H7055	H7087	S0764	S0872	S1646	S1776	Rank
<b>PRO-GROWTH POSITION</b>					Y	Y	Y	Y	N	Y	N	Y	Y	N	N	N	Y	
<b>POINTS</b>					10	3	6	3	6	15	5	8	7	2	2	2	1	
Baxley, Dennis	SD-12	R	83%	83%	10	3	6	3	-	15	5	8	7	-	-	-	1	3
Bean, Aaron	SD-04	R	83%	83%	10	3	6	3	-	15	5	8	7	-	-	-	1	3
Benacquisto, Lizbeth	SD-27	R	83%	83%	10	3	6	3	-	15	5	8	7	-	-	-	1	3
Book, Lauren	SD-32	D	66%	66%	10	3	6	3	-	15	-	-	7	-	-	X	1	22
Bracy, Randolph	SD-11	D	40%	40%	10	3	6	-	-	-	-	-	7	-	X	-	1	33
Bradley, Rob	SD-05	R	82%	82%	10	X	6	3	-	15	5	8	7	-	-	-	1	16
Brandes, Jeffrey	SD-24	R	83%	83%	10	3	6	3	-	15	5	8	7	-	-	-	1	3
Braynon, Oscar	SD-35	D	30%	30%	10	3	6	X	-	-	-	-	-	-	-	-	1	38
Broxson, Douglas	SD-01	R	83%	83%	10	3	6	3	-	15	5	8	7	-	-	-	1	3
Campbell, Daphne	SD-38	D	58%	58%	10	3	6	3	6	-	-	X	7	-	-	-	1	27
Farmer, Gary	SD-34	D	43%	43%	10	3	6	3	-	-	-	-	7	-	-	-	1	30
Flores, Anitere	SD-39	R	83%	83%	10	3	6	3	-	15	5	8	7	-	-	-	1	3
Gainer, George	SD-02	R	71%	71%	10	-	6	3	-	15	-	8	7	-	-	-	1	19
Galvano, Bill	SD-21	R	83%	83%	10	3	6	3	-	15	5	8	7	-	-	-	1	3
Garcia, Rene	SD-36	R	85%	85%	10	3	6	3	-	15	5	8	7	-	-	X	1	1
Gibson, Audrey	SD-06	D	43%	43%	10	3	6	3	-	-	-	-	7	-	-	-	1	30
Grimsley, Denise	SD-26	R	71%	71%	10	3	6	3	-	15	5	-	7	-	-	-	1	19
Hukill, Dorothy	SD-14	R	71%	71%	10	3	6	3	-	15	5	-	7	-	-	-	1	19
Hutson, Travis	SD-07	R	82%	82%	10	X	6	3	-	15	5	8	7	-	-	-	1	16
Lee, Tom	SD-20	R	49%	49%	10	3	6	3	X	-	5	-	X	-	-	-	1	28

# Florida 2018 | Senate Scorecard (Continued)

Name	District	Party	Score	Life-score	H0037	H0667	H0731	H1279	H5001	H7001	H7055	H7055	H7087	S0764	S0872	S1646	S1776	Rank
PRO-GROWTH POSITION					Y	Y	Y	Y	N	Y	N	Y	Y	N	N	N	Y	
POINTS					10	3	6	3	6	15	5	8	7	2	2	2	1	
Mayfield, Debbie	SD-17	R	83%	83%	10	3	6	3	-	15	5	8	7	-	-	-	1	3
Montford, Bill	SD-03	D	63%	63%	10	3	6	3	6	-	-	8	7	-	-	-	1	25
Negron, Joe	SD-25	R	84%	84%	10	3	X	3	-	15	5	8	7	-	X	-	X	2
Passidomo, Kathleen	SD-28	R	81%	81%	10	3	6	3	-	15	5	8	7	-	-	-	-	18
Perry, Keith	SD-08	R	83%	83%	10	3	6	3	-	15	5	8	7	-	-	-	1	3
Powell, Bobby	SD-30	D	64%	64%	10	3	6	3	-	15	-	-	7	-	-	-	1	23
Rader, Kevin	SD-29	D	40%	40%	10	3	6	3	X	-	-	-	X	-	-	-	1	33
Rodriguez, Jose	SD-37	D	37%	37%	10	3	6	-	6	-	-	-	-	-	-	-	1	36
Rouson, Darryl	SD-19	D	43%	43%	10	3	6	3	-	-	-	-	7	-	-	-	1	30
Simmons, David	SD-09	R	83%	83%	10	3	6	3	-	15	5	8	7	-	-	-	1	3
Simpson, Wilton	SD-10	R	83%	83%	10	3	6	3	-	15	5	8	7	-	-	-	1	3
Stargel, Kelli	SD-22	R	83%	83%	10	3	6	3	-	15	5	8	7	-	-	-	1	3
Steube, Greg	SD-23	R	83%	83%	10	3	6	3	-	15	5	8	7	-	-	-	1	3
Stewart, Linda	SD-13	D	60%	60%	10	3	6	-	-	15	-	-	7	-	-	-	1	26
Taddeo, Annette	SD-40	D	47%	47%	10	3	6	-	6	-	-	-	7	-	-	-	1	29
Thurston, Perry	SD-33	D	37%	37%	10	3	6	-	6	-	-	-	-	-	-	-	1	36
Torres, Victor	SD-15	D	39%	39%	10	3	6	-	-	-	-	-	7	-	-	-	1	35
Young, Dana	SD-18	R	64%	64%	10	3	6	3	-	15	-	-	7	-	-	-	1	23

# Florida 2018 | Senate Vote Descriptions

## HJR 7001

### **SUPERMAJORITY NEEDED FOR TAX HIKES (CFGF SUPPORTS)**

This was a joint resolution proposing an amendment to the State Constitution that prohibits a state tax or fee increase unless it's approved by two-thirds of each house in the legislature. This proposal was approved by the Florida House on January 25, 2018 by a vote of 80-29. It was then approved, 25-13, by the Senate on March 5, 2018. Requiring 60% of voter support on the ballot in order to amend the Constitution, Florida voters cleared that hurdle, 66% to 34% in November 2018. It is now law.

## HB 37

### **DIRECT PRIMARY CARE AGREEMENTS (CFGF SUPPORTS)**

This bill allows the creation of "direct primary care agreements" between physicians and patients that permit physicians to charge a monthly fee to patients for routine services

outside the scope of insurance. The Florida House passed this bill on January 25, 2018 by a vote of 97-10. The Florida Senate passed this bill, 38-0, on March 8, 2018. It was signed into law by Gov. Rick Scott on March 23, 2018.

## HB 667

### **ALCOHOL DEREGULATION (CFGF SUPPORTS)**

Government regulations must keep up with technological advances like online shopping. This bill allows alcohol beverages to be delivered directly to people's homes provided that proof of age is confirmed at the point of final contact. The Florida House passed this bill on March 1, 2018 by a vote of 110-4. The Senate passed it, 35-1, on March 8, 2018. It was signed in law by Gov. Rick Scott on March 30, 2018.

## HB 731

### **HOME SCHOOLING (CFGF SUPPORTS)**

This bill provides greater independence to home school programs by clarifying that they are not a school district program and prohibiting the school district from requiring additional information from parents. The Florida House passed this bill, 101-0, on March 9, 2018. On the same day, the Senate passed it, 37-0. Governor Rick Scott signed it into law on March 30, 2018.

## HB 1279

### **SCHOOL DISTRICT ACCOUNTABILITY (CFGF SUPPORTS)**

This bill requires school districts to make changes to increase fiscal transparency and accountability. Among other things, this bill requires an internal auditor for larger districts, an investigation into districts that can't pay its bills, and prohibits appointed and elected superintendents from lobbying the school district for two years. The

ABOUT THE  
FOUNDATION

METHODOLOGY  
2018 FLORIDA

FLORIDA  
SENATE  
SNAPSHOT

FLORIDA  
SENATE  
VOTES

FLORIDA  
SENATE  
VOTE  
DESCRIPTIONS

FLORIDA  
HOUSE  
SNAPSHOT

FLORIDA  
HOUSE  
VOTES

FLORIDA  
HOUSE  
VOTE  
DESCRIPTIONS



## Florida 2018 | Senate Vote Descriptions

Florida House passed this bill, 96-16, on March 5, 2018. On the same day, the Florida Senate passed it, 31-6. Governor Rick Scott signed it into law on March 11, 2018.

### HB 5001

#### FY 2018-2019 BUDGET

##### (CFGF OPPOSES)

The proposed fiscal year 2018-2019 budget of \$88.7 billion represented a 7.6% increase over the 2017-2018 budget of \$82.4 billion. As a result, it's the largest budget in state history. The Florida House passed this budget, 95-12, on March 11, 2018. On the same day, the Senate passed it, 31-5. Governor Rick Scott signed it into law on March 16, 2018.

### HB 7055

#### DECERTIFYING LABOR UNION

##### (CFGF SUPPORTS)

This amendment (#489008) to HB 7055 would have removed a provision from the education bill that would have decertified a labor union if membership fell below 50% of all teachers. The amendment failed, 17-21, on March 2, 2018.

### HB 7055

#### EDUCATION REFORM

##### (CFGF SUPPORTS)

This bill contained the Hope Scholarship Program, which allows students who have been bullied or harassed to find a new school, public or private, of their choice. The Florida House passed this bill, 74-39, on March 5, 2018. On the same day, the Senate passed it, 20-17. Governor Rick Scott signed it into law on March 11, 2018.

### HB 7087

#### TAX CUT PACKAGE

##### (CFGF SUPPORTS)

This bill reduced the commercial lease tax from 5.8% to 5.7%. The Florida House passed this bill, 93-12, on March 11, 2018. On the same day, the Senate passed it, 33-3. Governor Rick Scott signed it into law on March 23, 2018.

### SB 764

#### DENTAL STUDENT LOAN REPAYMENT PROGRAM

##### (CFGF OPPOSES)

This bill would forgive student loan debt for

dentists willing to practice in underserved areas. On March 2, 2018, the Senate passed the bill, 38-0. The bill was never considered on the House floor.

### SB 872

#### YOUNG FARMERS AND RANCHERS

##### (CFGF OPPOSES)

This bill enacts a new program devoted to helping young farmers and ranchers. The Florida House passed this bill on March 7, 2018 by a vote of 114-0. On March 9, 2018, the Senate passed it 36-0. Governor Rick Scott signed it into law on March 23, 2018.

### SB 1646

#### REGIONAL RURAL DEVELOPMENT GRANTS

##### (CFGF OPPOSES)

This bill would increase the amount of money that local economic development organizations can receive from a grant and decrease the matching requirement that organizations must get from non-government entities. The Florida Senate passed it, 36-0, on March 5, 2018. The House passed a modified version of the bill,

ABOUT THE FOUNDATION

METHODOLOGY 2018 FLORIDA

FLORIDA SENATE SNAPSHOT

FLORIDA SENATE VOTES

FLORIDA SENATE VOTE DESCRIPTIONS

FLORIDA HOUSE SNAPSHOT

FLORIDA HOUSE VOTES

FLORIDA HOUSE VOTE DESCRIPTIONS

## Florida 2018 | Senate Vote Descriptions

1010, on March 9, 2018. The bill died in its return to the Senate.

### SB 1776

#### VEGETABLE GARDENS

#### (CFGF SUPPORTS)

This bill would prohibit local governments from regulating vegetable gardens on residential properties. On March 1, 2018, the Florida Senate passed this bill, 36-1. It subsequently died in the House.

ABOUT THE FOUNDATION

METHODOLOGY 2018 FLORIDA

FLORIDA SENATE SNAPSHOT

FLORIDA SENATE VOTES

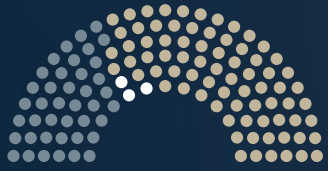
FLORIDA SENATE VOTE DESCRIPTIONS

FLORIDA HOUSE SNAPSHOT

FLORIDA HOUSE VOTES

FLORIDA HOUSE VOTE DESCRIPTIONS





120 MEMBERS

# Florida House Snapshot

76 Republicans

41 Democrats

3 Vacancies

Average Republican Score: 87%

Average Democrat Score: 36%




### HIGHEST-RATED REPUBLICAN

Del. Cary Pigman (HD-055) | 95%



### LOWEST-RATED REPUBLICAN

Del. Bill Hager (HD-089) | 72%



### HIGHEST-RATED DEMOCRAT

Del. Katie Edwards (HD-098) | 83%



### LOWEST-RATED DEMOCRAT

Del. Cynthia Stafford (HD-109) | 19%

ABOUT THE FOUNDATION

METHODOLOGY 2018 FLORIDA

FLORIDA SENATE SNAPSHOT

FLORIDA SENATE VOTES

FLORIDA SENATE VOTE DESCRIPTIONS

FLORIDA HOUSE SNAPSHOT

FLORIDA HOUSE VOTES

FLORIDA HOUSE VOTE DESCRIPTIONS

# Florida 2018 | House Scorecard

Name	District	Party	Score	Lifescore	H0001	H0003	H0007	H0013	H0015	H0017	H0025	H0027	H0037	H0083	H0317	H0459	H0585	H0731	H0751	H1019	H1279	H5001	H7001	H7087	S0872	S1646	Rank
<b>PRO-GROWTH POSITION</b>					Y	Y	Y	Y	Y	Y	Y	Y	Y	Y	Y	Y	N	Y	Y	Y	Y	N	Y	Y	N	N	
<b>POINTS</b>					6	3	1	5	6	4	6	6	8	3	4	2	3	3	5	2	5	6	12	7	1	2	
Abruzzo, Joseph	HD-081	D	51%	51%	X	-	X	X	X	X	-	-	8	3	-	2	X	X	-	X	X	-	12	7	-	X	80
Ahern, Larry	HD-066	R	88%	88%	6	3	1	5	6	4	6	6	8	3	4	2	-	3	5	2	5	-	12	7	-	-	16
Albritton, Ben	HD-056	R	88%	88%	6	3	1	5	6	4	6	6	8	3	4	2	-	3	5	2	5	-	12	7	-	-	16
Alexander, Ramon	HD-008	D	21%	21%	-	-	-	-	-	-	-	-	8	3	-	2	-	3	-	-	5	-	-	-	-	-	114
Antone, Bruce	HD-046	D	32%	32%	-	-	-	-	-	-	-	-	8	3	4	2	-	3	-	-	5	-	-	7	-	-	92
Asencio, Robert	HD-118	D	28%	28%	-	3	-	-	-	-	-	-	8	3	-	2	-	3	-	2	-	-	-	7	-	-	105
Ausley, Loranne	HD-009	D	35%	35%	-	-	-	5	-	-	-	-	8	3	-	2	-	3	-	2	5	-	-	7	-	-	89
Avila, Bryan	HD-111	R	76%	76%	6	X	X	X	X	X	X	X	X	3	4	2	-	3	5	2	5	-	X	7	-	-	74
Berman, Lori	HD-090	D	30%	30%	-	-	-	-	-	-	-	-	8	3	-	2	-	3	-	2	5	-	-	7	-	-	97
Beshears, Halsey	HD-007	R	86%	86%	6	3	1	5	6	4	6	6	8	3	4	-	-	3	5	2	5	-	12	7	-	-	59
Bileca, Michael	HD-115	R	87%	87%	6	3	1	5	X	4	6	6	8	3	4	2	-	3	5	2	5	-	12	7	-	-	53
Boyd, Jim	HD-071	R	82%	82%	6	X	1	5	6	4	X	X	X	3	4	2	-	3	5	2	5	-	X	7	-	-	70
Brodeur, Jason	HD-028	R	88%	88%	6	3	1	5	6	4	6	6	8	3	4	2	-	3	5	2	5	-	12	7	-	-	16
Brown, Kamia	HD-045	D	30%	30%	-	-	-	-	-	-	-	-	8	3	-	2	3	3	-	-	5	6	-	-	-	-	97
Burgess, Daniel	HD-038	R	93%	93%	6	3	1	5	6	4	6	6	8	3	4	2	-	3	5	2	5	X	12	X	-	-	2
Burton, Colleen	HD-040	R	88%	88%	6	3	1	5	6	4	6	6	8	3	4	2	-	3	5	2	5	-	12	7	-	-	16
Byrd, Cord	HD-011	R	88%	88%	6	3	1	5	6	4	6	6	8	3	4	2	-	3	5	2	5	-	12	7	-	-	16
Caldwell, Matthew	HD-079	R	88%	88%	6	3	1	5	6	4	6	6	8	3	4	2	-	3	5	2	5	-	12	7	-	-	16
Clemons, Chuck	HD-021	R	91%	91%	6	3	1	5	6	4	6	6	8	3	4	2	3	3	5	2	5	-	12	7	-	-	4

# Florida 2018 | House Scorecard (Continued)

Name	District	Party	Score	Lifescore	H0001	H0003	H0007	H0013	H0015	H0017	H0025	H0027	H0037	H0083	H0317	H0459	H0585	H0731	H0751	H1019	H1279	H5001	H7001	H7087	S0872	S1646	Rank
<b>PRO-GROWTH POSITION</b>					Y	Y	Y	Y	Y	Y	Y	Y	Y	Y	Y	Y	N	Y	Y	Y	Y	N	Y	Y	N	N	
<b>POINTS</b>					6	3	1	5	6	4	6	6	8	3	4	2	3	3	5	2	5	6	12	7	1	2	
Corcoran, Richard	HD-037	R	88%	88%	6	3	1	5	6	4	6	6	8	3	4	2	-	3	5	2	5	-	12	7	-	-	16
Cortes, John	HD-043	D	32%	32%	-	3	1	-	-	-	-	-	8	3	-	2	-	3	-	-	5	-	-	7	-	-	92
Cortes, Robert	HD-030	R	91%	91%	6	3	1	5	6	4	6	6	8	3	4	2	3	3	5	2	5	-	12	7	-	-	4
Cruz, Janet	HD-062	D	29%	29%	-	3	1	-	-	-	-	-	-	3	-	2	3	3	-	2	5	-	-	7	-	-	102
Cummings, W. Travis	HD-018	R	88%	88%	6	3	1	5	6	4	6	6	8	3	4	2	-	3	5	2	5	-	12	7	-	-	16
Daniels, Kimberly	HD-014	D	77%	77%	6	3	X	X	X	X	-	6	8	3	-	2	-	3	5	-	5	X	12	7	-	-	73
Davis, Tracie	HD-013	D	30%	30%	-	X	-	-	-	-	-	X	X	3	-	2	-	3	-	-	-	6	X	7	-	-	97
Diamond, Ben	HD-068	D	27%	27%	-	-	1	-	-	-	-	-	8	3	-	2	3	3	-	-	-	-	-	7	-	-	106
Diaz, Manny	HD-103	R	88%	88%	6	3	1	5	6	4	6	6	8	3	4	2	-	3	5	2	5	-	12	7	-	-	16
Donalds, Byron	HD-080	R	88%	88%	6	3	1	5	6	4	6	6	8	3	4	2	-	3	5	2	5	-	12	7	-	-	16
Drake, Brad	HD-005	R	88%	88%	6	3	1	5	6	4	6	6	8	3	4	2	-	3	5	2	5	-	12	7	-	-	16
Dubose, Bobby	HD-094	D	29%	29%	-	-	X	X	X	X	-	-	8	3	X	2	X	3	-	-	-	6	-	-	-	X	102
Duran, Nicholas	HD-112	D	30%	30%	-	-	X	5	X	-	-	-	8	3	-	2	-	3	-	-	-	-	-	7	-	-	97
Eagle, Dane	HD-077	R	88%	88%	6	3	1	5	6	4	6	6	8	3	4	2	-	3	5	2	5	-	12	7	-	-	16
Edwards, Katie	HD-098	D	83%	83%	-	3	1	5	6	4	-	6	8	3	4	2	3	3	5	2	5	X	12	X	-	-	68
Fant, Julian	HD-015	R	89%	89%	6	3	1	5	6	4	6	6	8	3	4	2	-	X	5	2	5	-	12	7	-	X	12
Fine, Randy	HD-053	R	88%	88%	6	3	1	5	6	4	6	6	8	3	4	2	-	3	5	2	5	-	12	7	-	-	16
Fischer, Jason	HD-016	R	88%	88%	6	3	1	5	6	4	6	6	8	3	4	2	-	3	5	2	5	-	12	7	-	-	16
Fitzenhagen, Heather	HD-078	R	86%	86%	6	3	X	X	X	X	6	6	8	3	4	2	-	3	5	2	5	-	12	7	-	-	59
Geller, Joseph	HD-100	D	25%	25%	-	3	-	-	-	-	-	-	-	3	-	2	-	3	-	2	5	-	-	7	X	-	109
Gonzalez, Julio	HD-074	R	88%	88%	6	3	1	5	6	4	6	6	8	3	4	2	-	3	5	2	5	-	12	7	-	-	16

# Florida 2018 | House Scorecard (Continued)

Name	District	Party	Score	Lifescore	H0001	H0003	H0007	H0013	H0015	H0017	H0025	H0027	H0037	H0083	H0317	H0459	H0585	H0731	H0751	H1019	H1279	H5001	H7001	H7087	S0872	S1646	Rank
PRO-GROWTH POSITION					Y	Y	Y	Y	Y	Y	Y	Y	Y	Y	Y	N	Y	Y	Y	Y	N	Y	Y	N	N		
POINTS					6	3	1	5	6	4	6	6	8	3	4	2	3	3	5	2	5	6	12	7	1	2	
Good, Margaret	HD-072	D	29%	29%	-	X	X	X	X	X	X	X	X	X	X	2	-	3	-	-	-	-		7	-	-	102
Goodson, Tom	HD-051	R	85%	85%	6	3	1	5	6	4	-	6	8	3	4	2	3	3	5	2	5	-	12	7	-	-	64
Grall, Erin	HD-054	R	88%	88%	6	3	1	5	6	4	6	6	8	3	4	2	-	3	5	2	5	-	12	7	-	-	16
Grant, James	HD-064	R	88%	88%	6	3	1	5	6	4	6	6	8	3	4	2	-	3	5	2	5	-	12	7	-	-	16
Grant, Michael	HD-075	R	88%	88%	6	3	1	5	6	4	6	6	8	3	4	2	-	3	5	2	5	-	12	7	-	-	16
Gruters, Joe	HD-073	R	93%	93%	6	3	1	5	6	4	6	6	8	3	4	2	-	3	5	2	5	X	12	X	-	-	2
Hager, Bill	HD-089	R	72%	72%	6	X	1	5	6	-	X	X	X	3	-	X	-	3	5	2	5	X	X	X	-	-	77
Hardemon, Roy	HD-108	D	44%	44%	-	3	1	5	6	-	-	-	-	3	4	2	-	3	5	-	5	-	-	7	-	-	81
Harrell, Gayle	HD-083	R	87%	87%	X	3	1	5	6	4	6	6	8	X	X	2	-	X	5	X	X	-	12	7	-	X	53
Harrison, Shawn	HD-063	R	84%	84%	6	3	1	5	6	-	6	6	8	3	4	2	-	3	5	2	5	-	12	7	-	-	66
Hawkins-Williams, Patricia	HD-092	D	31%	31%	-	-	X	X	X	X	-	-	8	3	4	2	-	3	-	-	-	6	-	-	-	-	96
Henry, Patrick	HD-026	D	36%	36%	-	-	1	-	-	-	-	-	8	3	-	2	-	3	-	-	-	-	12	7	-	-	88
Ingoglia, Blaise	HD-035	R	89%	89%	6	3	1	5	6	4	6	6	8	3	4	2	-	X	5	2	5	-	12	7	-	X	12
Ingram, Clay	HD-001	R	88%	88%	6	3	1	5	6	4	6	6	8	3	4	2	-	3	5	2	5	-	12	7	-	-	16
Jacobs, Kristin	HD-096	D	22%	22%	-	3	1	-	-	-	-	-	-	3	-	2	3	3	-	2	5	-	-	-	X	-	113
Jacquet, Al	HD-088	D	43%	43%	-	-	1	5	-	-	-	-	8	X	X	2	-	3	-	-	X	-	12	7	-	-	82
Jenne, Evan	HD-099	D	30%	30%	-	3	-	5	-	4	-	-	-	3	4	2	-	3	-	-	-	6	-	-	-	-	97
Jones, Shevrin	HD-101	D	66%	66%	6	-	X	X	X	X	-	-	8	3	4	2	-	X	X	-	5	X	12	X	-	X	79
Killebrew, Sam	HD-041	R	78%	78%	-	3	1	5	6	-	6	6	8	3	4	2	-	3	5	2	5	-	12	7	-	-	72
LaRosa, Mike	HD-042	R	86%	86%	6	3	1	5	6	4	6	6	8	3	4	-	-	3	5	2	5	-	12	7	-	-	59
Latvala, Chris	HD-067	R	85%	85%	6	3	1	-	6	4	X	6	8	3	4	2	3	3	5	2	5	-	12	7	-	-	64

# Florida 2018 | House Scorecard (Continued)

Name	District	Party	Score	Lifescore	H0001	H0003	H0007	H0013	H0015	H0017	H0025	H0027	H0037	H0083	H0317	H0459	H0585	H0731	H0751	H1019	H1279	H5001	H7001	H7087	S0872	S1646	Rank
<b>PRO-GROWTH POSITION</b>					Y	Y	Y	Y	Y	Y	Y	Y	Y	Y	Y	Y	N	Y	Y	Y	Y	N	Y	Y	N	N	
<b>POINTS</b>					6	3	1	5	6	4	6	6	8	3	4	2	3	3	5	2	5	6	12	7	1	2	
Lee, Larry	HD-084	D	32%	32%	-	3	1	-	-	-	-	-	8	3	-	2	-	3	-	-	5	-	-	7	-	-	92
Leek, Tom	HD-025	R	91%	91%	6	3	1	5	6	4	6	6	8	3	4	2	3	3	5	2	5	-	12	7	-	-	4
Magar, MaryLynn	HD-082	R	89%	89%	6	3	1	5	6	4	6	6	8	3	4	2	-	X	5	2	5	-	12	7	-	X	12
Mariano, Amber	HD-036	R	88%	88%	6	3	1	5	6	4	6	6	8	3	4	2	-	3	5	2	5	-	12	7	-	-	16
Massullo, Ralph	HD-034	R	88%	88%	6	3	1	5	6	4	6	6	8	3	4	2	-	3	5	2	5	-	12	7	-	-	16
McClain, Stan	HD-023	R	88%	88%	6	3	1	5	6	4	6	6	8	3	4	2	-	3	5	2	5	-	12	7	-	-	16
McClure, Lawrence	HD-058	R	88%	88%	6	3	1	5	6	4	6	6	8	3	4	2	-	3	5	2	5	-	12	7	-	-	16
McGhee, Kionne	HD-117	D	32%	32%	-	3	1	-	-	-	-	X	-	3	-	2	-	3	-	X	5	-	12	-	-	-	92
Mercado, Amy	HD-048	D	20%	20%	-	-	-	-	-	-	-	-	8	3	-	2	3	X	-	-	-	X	-	X	-	X	115
Metz, Larry	HD-032	R	88%	88%	6	3	1	5	6	4	6	6	8	3	4	X	-	3	5	2	5	-	12	7	-	-	16
Miller, Mike	HD-047	R	90%	90%	6	3	1	X	6	4	6	6	8	3	4	2	3	3	5	X	5	-	12	7	-	-	10
Moraitis, George	HD-093	R	83%	83%	6	3	1	-	6	4	6	6	8	3	4	2	-	3	5	2	5	-	12	7	-	-	68
Moskowitz, Jared	HD-097	D	42%	42%	-	3	X	X	X	X	-	-	8	3	4	2	-	X	-	X	5	-	-	7	-	X	84
Newton, Wengay	HD-070	D	35%	35%	-	3	1	-	-	-	-	-	8	3	-	2	3	3	-	-	5	-	-	7	-	-	89
Nunez, Jeanette	HD-119	R	88%	88%	6	3	1	5	6	4	6	6	8	3	4	2	-	3	5	2	5	-	12	7	-	-	16
Oliva, Jose	HD-110	R	88%	88%	6	3	1	5	6	4	6	6	8	3	4	2	-	3	5	2	5	-	12	7	-	-	16
Olszewski, Robert	HD-044	R	91%	91%	6	3	1	5	6	4	6	6	8	3	4	2	3	3	5	2	5	-	12	7	-	-	4
Payne, Bobby	HD-019	R	88%	88%	6	3	1	5	6	4	6	6	8	3	4	2	-	3	5	2	5	-	12	7	-	-	16
Perez, Daniel	HD-116	R	88%	88%	6	3	1	5	6	4	6	6	8	3	4	2	-	3	5	2	5	-	12	7	-	-	16
Peters, Kathleen	HD-069	R	84%	84%	-	3	1	X	6	4	6	6	8	3	4	2	3	3	5	2	5	-	12	7	-	-	66
Pigman, Cary	HD-055	R	95%	95%	X	3	1	5	6	4	6	6	8	3	4	2	-	X	5	2	5	X	12	X	-	X	1

# Florida 2018 | House Scorecard (Continued)

Name	District	Party	Score	Lifescore	H0001	H0003	H0007	H0013	H0015	H0017	H0025	H0027	H0037	H0083	H0317	H0459	H0585	H0731	H0751	H1019	H1279	H5001	H7001	H7087	S0872	S1646	Rank
PRO-GROWTH POSITION					Y	Y	Y	Y	Y	Y	Y	Y	Y	Y	Y	N	Y	Y	Y	Y	N	Y	Y	N	N		
POINTS					6	3	1	5	6	4	6	6	8	3	4	2	3	3	5	2	5	6	12	7	1	2	
Plakon, Scott	HD-029	R	76%	76%	6	X	X	X	X	X	X	X	X	3	4	2	-	3	5	2	5	-	X	7	-	-	74
Plasencia, Rene	HD-050	R	74%	74%	-	-	X	X	X	X	6	6	8	3	-	2	3	3	5	2	5	-	12	7	-	-	76
Ponder, Mel	HD-004	R	86%	86%	6	3	1	5	6	4	6	6	8	3	4	2	-	3	5	-	5	-	12	7	-	-	59
Porter, Elizabeth	HD-010	R	90%	90%	6	3	1	5	6	4	X	6	8	3	4	2	X	3	5	2	5	-	12	7	-	-	10
Pritchett, Sharon	HD-102	D	24%	24%	-	-	1	-	-	-	-	-	-	3	-	2	-	3	-	2	5	6	-	X	-	-	110
Raburn, Jake	HD-057	R	87%	87%	6	3	1	5	6	4	X	6	8	3	4	2	-	3	5	2	5	-	12	7	-	-	53
Raschein, Holly	HD-120	R	91%	91%	6	3	1	5	6	4	6	6	8	3	4	2	3	3	5	2	5	-	12	7	-	-	4
Renner, Paul	HD-024	R	88%	88%	6	3	1	5	6	4	6	6	8	3	4	2	-	3	5	2	5	-	12	7	-	-	16
Richardson, David	HD-113	D	34%	34%	-	3	X	X	X	X	-	-	-	3	X	2	3	3	-	2	5	6	-	-	-	-	91
Rodrigues, Ray	HD-076	R	82%	82%	6	X	1	5	6	4	X	X	X	3	4	2	-	3	5	2	5	-	X	7	-	-	70
Rommel, Bob	HD-106	R	88%	88%	6	3	1	5	6	4	6	6	8	3	4	2	-	3	5	2	5	-	12	7	-	-	16
Roth, Rick	HD-085	R	87%	87%	X	3	1	5	6	4	6	6	8	3	4	2	-	3	5	2	5	-	12	7	-	-	53
Russell, Barrington	HD-095	D	42%	42%	-	3	1	-	6	-	-	-	8	3	4	2	-	X	5	-	X	X	-	X	-	X	84
Santiago, David	HD-027	R	89%	89%	6	3	1	-	6	4	6	6	8	3	4	2	-	X	5	2	5	X	12	X	-	X	12
Shaw, Sean	HD-061	D	26%	26%	-	-	1	5	-	-	-	-	8	3	-	2	-	X	-	-	-	6	-	-	-	X	107
Silvers, David	HD-087	D	40%	40%	-	3	1	-	-	-	-	-	8	3	-	2	-	3	-	X	-	-	12	7	-	-	86
Slosberg, Emily	HD-091	D	24%	24%	-	X	1	-	-	-	-	-	X	3	-	2	X	X	-	-	-	-	12	X	-	-	110
Smith, Carlos	HD-049	D	43%	43%	-	3	-	5	-	4	-	-	8	3	X	2	-	3	-	-	-	6	-	7	-	-	82
Spano, Ross	HD-059	R	88%	88%	6	3	1	5	6	4	6	6	8	3	4	2	-	3	5	2	5	-	12	7	-	-	16
Spowls, Chris	HD-065	R	87%	87%	6	3	1	5	6	4	6	6	8	3	4	2	-	3	5	2	5	-	12	X	-	-	53
Stafford, Cynthia	HD-109	D	19%	19%	-	-	1	-	-	-	-	-	-	3	4	2	-	3	-	-	-	6	-	-	-	-	116



# Florida 2018 | House Scorecard (Continued)

Name	District	Party	Score	Lifescore	H0001	H0003	H0007	H0013	H0015	H0017	H0025	H0027	H0037	H0083	H0317	H0459	H0585	H0731	H0751	H1019	H1279	H5001	H7001	H7087	S0872	S1646	Rank
<b>PRO-GROWTH POSITION</b>					Y	Y	Y	Y	Y	Y	Y	Y	Y	Y	Y	N	Y	Y	Y	Y	N	Y	Y	N	N		
<b>POINTS</b>					6	3	1	5	6	4	6	6	8	3	4	2	3	3	5	2	5	6	12	7	1	2	
Stark, Richard	HD-104	D	40%	40%	-	3	1	-	-	-	-	-	8	3	4	2	-	X	5	-	5	-	-	7	-	X	86
Stevenson, Cyndi	HD-017	R	91%	91%	6	3	1	5	6	4	6	6	8	3	4	2	3	3	5	2	5	-	12	7	-	-	4
Stone, Charlie	HD-022	R	88%	88%	6	3	1	5	6	4	6	6	8	3	4	2	-	3	5	2	5	-	12	7	-	-	16
Sullivan, Jennifer	HD-031	R	88%	88%	6	3	1	5	6	4	6	6	8	3	4	2	-	3	5	2	5	-	12	7	-	-	16
Toledo, Jackie	HD-060	R	87%	87%	6	X	1	5	6	4	X	6	X	3	4	2	-	3	5	2	5	-	12	7	X	-	53
Trujillo, Carlos	HD-105	R	86%	86%	6	3	X	X	X	X	6	6	8	3	4	2	-	3	5	2	5	-	12	7	-	-	59
Trumbull, Jay	HD-006	R	88%	88%	6	3	1	5	6	4	6	6	8	3	4	2	-	3	5	2	5	-	12	7	-	-	16
Watson, Barbara	HD-107	D	23%	23%	-	-	-	-	-	4	-	-	-	3	-	2	-	3	-	-	5	6	-	-	-	-	112
Watson, Clovis	HD-020	D	26%	26%	-	3	1	-	-	-	-	-	8	3	-	2	-	3	-	-	-	6	-	-	-	-	107
White, Frank	HD-002	R	88%	88%	6	3	1	5	6	4	6	6	8	3	4	2	-	3	5	2	5	-	12	7	-	-	16
Willhite, Matt	HD-086	D	67%	67%	-	-	1	5	6	4	-	-	8	3	4	2	-	X	5	2	5	-	12	7	-	X	78
Williamson, Jayer	HD-003	R	88%	88%	6	3	1	5	6	4	6	6	8	3	4	2	-	3	5	2	5	-	12	7	-	-	16
Yarborough, Clay	HD-012	R	88%	88%	6	3	1	5	6	4	6	6	8	3	4	2	-	3	5	2	5	-	12	7	-	-	16

# Florida 2018 | House Vote Descriptions

## HJR 7001

### **SUPERMAJORITY NEEDED FOR TAX HIKES** (CFGF SUPPORTS)

This was a joint resolution proposing an amendment to the State Constitution that prohibits a state tax or fee increase unless it's approved by two-thirds of each house in the legislature. This proposal was approved by the Florida House on January 25, 2018 by a vote of 80-29. It was then approved, 25-13, by the Senate on March 5, 2018. Requiring 60% of voter support on the ballot in order to amend the Constitution, Florida voters cleared that hurdle, 66% to 34% in November 2018. It is now law.

## HB 1

### **NEW SCHOOL CHOICE PROGRAM** (CFGF SUPPORTS)

This bill would create the Hope Scholarship Program, which would allow and help finance attendance at a different public school or even a private school for children who are bullied or

harassed. The House passed this bill, 71-41, on March 5, 2018. The Senate failed to take it up.

## HB 3

### **ACCOUNTABILITY IN ECONOMIC DEVELOPMENT & TOURISM PROMOTION** (CFGF SUPPORTS)

This bill would enact fiscal accountability measures that are intended to protect tax dollars from waste, fraud, and abuse. Among other things, these measures include more budget disclosures and audits, limits on entertainment and travel expenses, and a prohibition of gifts to employees or board members. The House passed this bill, 87-20, on January 25, 2018. The Senate failed to take it up.

## HB 7

### **LOCAL GOVERNMENT ACCOUNTABILITY** (CFGF SUPPORTS)

This bill would increase the fiscal transparency of local governments. The bill requires more public notices and more public access about

proposed tax increases and proposed debt issuances. The bill also tightens reporting requirement for certain economic development projects. The Florida House passed this bill, 91-12, on January 12, 2018. The Senate failed to take it up.

## HB 13

### **SPORTS FRANCHISE SUBSIDIES** (CFGF SUPPORTS)

State and local governments sometimes provide subsidies to professional sports teams, including by leasing land to a sports franchise at below-market rates. This bill would prevent local governments from engaging in that practice. The Florida House passed this bill, 75-27, on January 12, 2018. The Senate failed to take it up.

## HB 15

### **OCCUPATIONAL LICENSURE REFORMS** (CFGF SUPPORTS)

This bill would reduce or eliminate occupational licensing requirements and regulations on

ABOUT THE FOUNDATION

METHODOLOGY 2018 FLORIDA

FLORIDA SENATE SNAPSHOT

FLORIDA SENATE VOTES

FLORIDA SENATE VOTE DESCRIPTIONS

FLORIDA HOUSE SNAPSHOT

FLORIDA HOUSE VOTES

FLORIDA HOUSE VOTE DESCRIPTIONS



## Florida 2018 | House Vote Descriptions

several occupations like barbers, nail specialists, and landscape architects. The Florida House passed it, 74-28, on January 12, 2018. The Senate failed to take it up.

### HB 17

#### COMMUNITY REDEVELOPMENT AGENCIES (CFGF SUPPORTS)

The stated purpose of community redevelopment agencies (CRAs) is to revitalize underdeveloped or blighted areas in local neighborhoods. This bill would provide oversight and accountability onto CRAs, including requiring CRAs to publicly post their funding plans, get audited, and engage in established procurement processes. The bill would also phase out existing CRAs and require state legislative approval for new CRAs. The Florida House passed this bill, 72-32, on January 12, 2018. The Senate failed to take it up.

### HB 25

#### LABOR UNIONS (CFGF SUPPORTS)

This bill would have required a recertification vote if a public service union's dues-paying

membership fell below 50 percent of the workforce. The Florida House passed it, 65-41, on January 25, 2018. The Senate failed to take it up.

### HB 27

#### REPEAL OF CERTIFICATE OF NEED (CFGF SUPPORTS)

This bill would have repealed requiring certificates of need before hospitals and healthcare providers could move into a new area. It passed the House, 72-36, on January 25, 2018. The Senate did not vote on it.

### HB 37

#### DIRECT PRIMARY CARE AGREEMENTS (CFGF SUPPORTS)

This bill allows the creation of "direct primary care agreements" between physicians and patients that permit physicians to charge a monthly fee to patients for routine services outside the scope of insurance. The Florida House passed this bill on January 25, 2018 by a vote of 97-10. The Florida Senate passed this bill, 38-0, on March 8, 2018. It was signed

into law by Gov. Rick Scott on March 23, 2018.

### HB 83

#### COST OF REGULATIONS (CFGF SUPPORTS)

This bill would have required agencies to publicly release the estimated cost of a proposed regulation before its adoption. The Florida House passed it, 114-0, on January 31, 2018. The Senate failed to take it up.

### HB 317

#### LOCAL TAX INITIATIVES (CFGF SUPPORTS)

This bill would require that any local tax referendum be held on the same day as a general election. The Florida House passed this bill, 84-27, on January 31, 2018. The Senate failed to take it up.

### HB 459

#### TRANSPARENCY WITH STATE CONTRACTS (CFGF SUPPORTS)

This bill would eliminate the "trade secret" exemption that some companies use to avoid

ABOUT THE  
FOUNDATION

METHODOLOGY  
2018 FLORIDA

FLORIDA  
SENATE  
SNAPSHOT

FLORIDA  
SENATE  
VOTES

FLORIDA  
SENATE  
VOTE  
DESCRIPTIONS

FLORIDA  
HOUSE  
SNAPSHOT

FLORIDA  
HOUSE  
VOTES

FLORIDA  
HOUSE  
VOTE  
DESCRIPTIONS

## Florida 2018 | House Vote Descriptions

public record requirements when contracting with government agencies. The Florida House passed this bill, 112-2, on February 21, 2018. The Senate failed to take it up.

### HB 585

#### TOURIST DEVELOPMENT TAX

##### (CFGF OPPOSES)

This bill would give counties the ability to spend tourism development tax revenue more broadly if an independent expert determined that it is likely to increase tourist-related activities. The Florida House passed this bill, 93-20, on February 14, 2018. The Senate failed to take it up.

### HB 731

#### HOME SCHOOLING

##### (CFGF SUPPORTS)

This bill provides greater independence to home school programs by clarifying that they are not a school district program and prohibiting the school district from requiring additional information from parents. The Florida House passed this bill, 101-0, on March 9, 2018. On the

same day, the Senate passed it, 37-0. Governor Rick Scott signed it into law on March 30, 2018.

### HB 751

#### WELFARE WORK REQUIREMENTS

##### (CFGF SUPPORTS)

This bill would increase penalties for not complying with the state's work requirements for cash assistance through the state's Temporary Cash Assistance (TCA) program. The Florida House passed this bill, 81-34, on March 1, 2018. The Senate failed to take it up.

### HB 1019

#### FINANCIAL REPORTING

##### (CFGF SUPPORTS)

This bill increases public oversight and transparency for counties, municipalities, water management districts, and school districts by requiring that these entities post their budgets online, undergo annual audits for larger entities -- providing penalties to local officers if compliance is not met. The Florida House passed this bill, 82-28, on March 5, 2018. The Senate failed to take it up.

### HB 1279

#### SCHOOL DISTRICT ACCOUNTABILITY

##### (CFGF SUPPORTS)

This bill requires school districts to make changes to increase fiscal transparency and accountability. Among other things, this bill requires an internal auditor for larger districts, an investigation into districts that can't pay its bills, and prohibits appointed and elected superintendents from lobbying the school district for two years. The Florida House passed this bill, 96-16, on March 5, 2018. On the same day, the Florida Senate passed it, 31-6. Governor Rick Scott signed it into law on March 11, 2018.

### HB 5001

#### FY 2018-2019 BUDGE

##### (CFGF OPPOSES)

The proposed fiscal year 2018-2019 budget of \$88.7 billion represented a 7.6% increase over the 2017-2018 budget of \$82.4 billion. As a result, it's the largest budget in state history. The Florida House passed this budget, 95-12, on March 11, 2018. On the same day, the Senate

ABOUT THE FOUNDATION

METHODOLOGY 2018 FLORIDA

FLORIDA SENATE SNAPSHOT

FLORIDA SENATE VOTES

FLORIDA SENATE VOTE DESCRIPTIONS

FLORIDA HOUSE SNAPSHOT

FLORIDA HOUSE VOTES

FLORIDA HOUSE VOTE DESCRIPTIONS

## Florida 2018 | House Vote Descriptions

passed it, 31-5. Governor Rick Scott signed it into law on March 16, 2018.

### HB 7087

#### TAX CUT PACKAGE

##### (CFGF SUPPORTS)

This bill reduced the commercial lease tax from 5.8% to 5.7%. The Florida House passed this bill, 93-12, on March 11, 2018. On the same day, the Senate passed it, 33-3. Governor Rick Scott signed it into law on March 23, 2018.

### SB 872

#### YOUNG FARMERS AND RANCHERS

##### (CFGF OPPOSES)

This bill enacts a new program devoted to helping young farmers and ranchers. The Florida House passed this bill on March 7, 2018 by a vote of 114-0. On March 9, 2018, the Senate passed it, 36-0. Governor Rick Scott signed it into law on March 23, 2018.

### SB 1646

#### REGIONAL RURAL DEVELOPMENT GRANTS

##### (CFGF OPPOSES)

This bill would increase the amount of money that local economic development organizations can receive from a grant and decrease the matching requirement that organizations must get from non-government entities. The Florida Senate passed it, 36-0, on March 5, 2018. The House passed a modified version of the bill, 101-0, on March 9, 2018. The bill died in its return to the Senate.

ABOUT THE FOUNDATION

METHODOLOGY 2018 FLORIDA

FLORIDA SENATE SNAPSHOT

FLORIDA SENATE VOTES

FLORIDA SENATE VOTE DESCRIPTIONS

FLORIDA HOUSE SNAPSHOT

FLORIDA HOUSE VOTES

FLORIDA HOUSE VOTE DESCRIPTIONS