

A dark blue silhouette of the United States map. The state of Pennsylvania is highlighted in white. To the left of the map, there are two decorative elements: a cluster of gold dots of varying sizes and a cluster of white dots of varying sizes, both arranged in a curved, organic pattern.

2020

# Pennsylvania State Economic Scorecard

See how Members of Pennsylvania's State  
Legislature are voting on economic growth issues.



Club for Growth Foundation is a 501(c)(3) non-profit organization focused on educating the public about the value of free markets, pro-growth policies, and economic prosperity.

State Scorecards are created by the Club for Growth Foundation to educate the public about the voting records of the legislators who serve in state legislatures. It is part of a larger scorecard project that the Club for Growth Foundation has created to educate the public about the economic positions taken by legislators in states across the country.

## Our Mission

THE FOUNDATION  
EDUCATES THE  
PUBLIC ABOUT PRO-  
GROWTH POLICIES.

THE FOUNDATION  
CONDUCTS  
COMPREHENSIVE  
EXAMINATIONS OF  
VOTING RECORDS.

THE FOUNDATION'S  
GOAL IS TO INFORM  
THE PUBLIC AND  
BRING AWARENESS  
TO LAWMAKERS.

# Methodology | Pennsylvania 2020

Club for Growth Foundation publishes the scorecard study so the public can monitor the actions and the voting behavior of Pennsylvania's elected state lawmakers on economic growth issues.

The Foundation conducted a comprehensive examination of each lawmaker's record on votes related to pro-growth policies and computed an Economic Growth Score on a scale of 0 to 100. A score of 100 indicates the highest support for pro-growth policies.

**The Foundation examines legislative votes related to the Club's immediate pro-economic growth policy goals, including:**

- Reducing or eliminating tax rates and enacting tax reform
- Limited government through limited spending and budget reform
- Regulatory reform and deregulation
- Ending abusive lawsuits through medical malpractice and tort reform
- Expanding school choice
- Implementing term limits

Not all of these policy goals will come up for a vote in each legislative session.

The Foundation also examined votes on bills that would directly harm these goals.

This scorecard is based on selected votes of importance to the Foundation, and does not include the complete voting record of any legislator. There are inherent limitations in judging the overall qualifications of any legislator based on a selected voting record, and the Foundation does not endorse or oppose any legislator for public office.

ABOUT THE  
FOUNDATION

METHODOLOGY  
2020  
PENNSYLVANIA

PENNSYLVANIA  
SENATE  
SNAPSHOT

PENNSYLVANIA  
SENATE  
VOTES

PENNSYLVANIA  
SENATE  
VOTE  
DESCRIPTIONS

PENNSYLVANIA  
HOUSE  
SNAPSHOT

PENNSYLVANIA  
HOUSE  
VOTES

PENNSYLVANIA  
HOUSE  
VOTE  
DESCRIPTIONS

# LEGISLATIVE ACTIONS CONSIDERED IN PENNSYLVANIA IN 2020

The Foundation’s study examined over 1,154 floor votes and, in the end, included 18 Pennsylvania House votes and 16 Pennsylvania Senate votes.

## COMPUTATION

Scores are computed on a scale of 0 to 100. Each vote or action in the rating is assigned a certain number of points depending on its relative importance. If a lawmaker casts a correct vote, the scorecard will denote it with that number. If a lawmaker casts an incorrect vote, the scorecard will denote that vote with a hyphen (-). Absences are not counted – signified as an “X” on the scorecard – though the Foundation reserves the right to do so if, in its judgment, a lawmaker’s position was otherwise discernible. If a lawmaker was not officially sworn into office at the time of a vote, the scorecard will denote that vote with an “I”.

To provide some additional guidance concerning the scores, each lawmaker was

ranked. Aside from ties, lawmakers with 0% scores are, by default, ranked #203 in the House and #50 in the Senate. Scores and ranks cannot be directly compared between the House and Senate, as different votes were taken in each chamber. If applicable, the study also records a “Lifetime Score” for each lawmaker. This is a simple average of the scores from 2020 and all previous years where the lawmaker earned a score.

In some cases, a lawmaker was not present for enough votes for a meaningful score or ranking to be computed. In such cases “n.a.” for “not applicable” appears. In computing lifetime scores, years with “n.a.” listed instead of a score are not included. Comparing such scores to other members without “n.a.” years may be misleading.

## ADDITIONAL FACTORS

A study of roll call votes on the floor of the Pennsylvania House and Pennsylvania Senate and legislative actions is just that. It cannot account for a lawmaker’s work in committee, advocacy in his party’s caucus meetings, and effectiveness as a leader in advocating pro-growth policies.

“Through the release of this series, the Club for Growth Foundation is looking at how state legislatures perform in terms of pro-growth policies. We believe that this scorecard will help inform citizens and entrepreneurs about who supports the policies that are good for economic prosperity.”

**- DAVID McINTOSH**  
PRESIDENT, CLUB FOR GROWTH FOUNDATION

ABOUT THE  
FOUNDATION

METHODOLOGY  
2020  
PENNSYLVANIA

PENNSYLVANIA  
SENATE  
SNAPSHOT

PENNSYLVANIA  
SENATE  
VOTES

PENNSYLVANIA  
SENATE  
VOTE  
DESCRIPTIONS

PENNSYLVANIA  
HOUSE  
SNAPSHOT

PENNSYLVANIA  
HOUSE  
VOTES

PENNSYLVANIA  
HOUSE  
VOTE  
DESCRIPTIONS

# Pennsylvania Senate Snapshot

50 MEMBERS

28 Republicans

21 Democrats

1 Independent

0 Vacancies

Average Republican Score: 58%

Average Democrat Score: 24%

Average Independent Score: 44%



## HIGHEST-RATED REPUBLICANS *(From Left)*


Senator Scott Hutchinson (SD-21) | **83%**

Senator Doug Mastriano (SD-33) | **83%**



## LOWEST-RATED REPUBLICAN

Senator Thomas Killion (SD-09) | **23%**



## HIGHEST-RATED DEMOCRAT

Senator Andrew Dinniman (SD-19) | **56%**



## LOWEST-RATED DEMOCRAT

Senator Art Haywood (SD-04) | **3%**

ABOUT THE  
FOUNDATION

METHODOLOGY  
2020  
PENNSYLVANIA

PENNSYLVANIA  
SENATE  
SNAPSHOT

PENNSYLVANIA  
SENATE  
VOTES

PENNSYLVANIA  
SENATE  
VOTE  
DESCRIPTIONS

PENNSYLVANIA  
HOUSE  
SNAPSHOT

PENNSYLVANIA  
HOUSE  
VOTES

PENNSYLVANIA  
HOUSE  
VOTE  
DESCRIPTIONS



# Pennsylvania 2020 | Senate Scorecard

Name	District	Party	Score	Life-score	HB21	HB770	HB808	HB1100	HB1437	HB1737	HB2025	HB2388	HB2412	HB2536-7945	HB2536	HR836	SB327	SB595	SB1166	SB1350	Rank
PRO-GROWTH POSITION					N	N	N	N	N	Y	Y	Y	Y	N	N	Y	Y	N	Y	N	
POINTS					4	4	7	2	2	10	9	6	6	6	10	7	4	5	6	12	
Argall, David	SD-29	R	54%	48%	-	-	-	-	-	10	9	6	6	6	-	7	4	-	6	-	10
Arnold, Dave	SD-48	R	54%	54%	-	-	-	-	-	10	9	6	6	6	-	7	4	-	6	-	10
Aument, Ryan	SD-36	R	54%	44%	-	-	-	-	-	10	9	6	6	6	-	7	4	-	6	-	10
Baker, Lisa	SD-20	R	64%	53%	-	-	-	-	-	10	9	6	6	6	10	7	4	-	6	-	4
Bartolotta, Camera	SD-46	R	54%	48%	-	-	-	-	-	10	9	6	6	6	-	7	4	-	6	-	10
Blake, John	SD-22	D	12%	6%	-	-	-	-	-	-	-	-	-	-	-	-	-	-	-	12	46
Boscola, Lisa	SD-18	D	30%	25%	-	-	-	-	-	-	-	6	6	-	-	-	-	-	6	12	36
Brewster, James	SD-45	D	33%	15%	-	-	-	-	-	-	9	X	X	6	-	7	X	-	6	-	34
Brooks, Michele	SD-50	R	54%	48%	-	-	7	-	-	10	9	X	X	6	-	7	X	-	6	-	10
Browne, Patrick	SD-16	R	54%	48%	-	-	-	-	-	10	9	6	6	6	-	7	4	-	6	-	10
Collett, Maria	SD-12	D	29%	14%	4	X	-	2	-	-	-	-	-	-	10	-	-	-	-	12	37
Corman, Jake	SD-34	R	54%	48%	-	-	-	-	-	10	9	6	6	6	-	7	4	-	6	-	10
Costa, Jay	SD-43	D	6%	3%	4	-	-	2	-	-	-	-	-	-	-	-	-	-	-	-	48
Dinniman, Andrew	SD-19	D	56%	46%	4	-	-	2	-	10	-	6	6	-	10	-	-	-	6	12	9
DiSanto, John	SD-15	R	54%	48%	-	-	-	-	-	10	9	6	6	6	-	7	4	-	6	-	10
Farnese, Lawrence	SD-01	D	24%	20%	-	-	-	2	-	-	-	-	-	-	10	-	-	-	-	12	40
Fontana, Wayne	SD-42	D	15%	7%	-	-	-	-	-	-	9	-	6	-	-	-	-	-	-	-	45
Gordner, John	SD-27	R	54%	48%	-	-	-	-	-	10	9	6	6	6	-	7	4	-	6	-	10
Haywood, Art	SD-04	D	3%	11%	X	-	-	2	-	X	-	-	-	X	X	-	-	-	-	X	50
Hughes, Vincent	SD-07	D	6%	8%	4	-	-	2	-	-	-	-	-	-	-	-	-	-	-	-	48

ABOUT THE  
FOUNDATION

METHODOLOGY  
2020  
PENNSYLVANIA

PENNSYLVANIA  
SENATE  
SNAPSHOT

PENNSYLVANIA  
SENATE  
VOTES

PENNSYLVANIA  
SENATE  
VOTE  
DESCRIPTIONS

PENNSYLVANIA  
HOUSE  
SNAPSHOT

PENNSYLVANIA  
HOUSE  
VOTES

PENNSYLVANIA  
HOUSE  
VOTE  
DESCRIPTIONS

# Pennsylvania 2020 | Senate Scorecard (Continued)

Name	District	Party	Score	Life-score	HB21	HB770	HB808	HB1100	HB1437	HB1737	HB2025	HB2388	HB2412	HB2536-7945	HB2536	HR836	SB327	SB595	SB1166	SB1350	Rank
PRO-GROWTH POSITION					N	N	N	N	N	Y	Y	Y	Y	N	N	Y	Y	N	Y	N	
POINTS					4	4	7	2	2	10	9	6	6	6	10	7	4	5	6	12	
Hutchinson, Scott	SD-21	R	83%	67%	-	-	7	-	-	10	9	6	6	6	10	7	4	-	6	12	1
Iovino, Pam	SD-37	D	21%	11%	-	-	-	-	-	-	9	-	-	-	-	-	-	-	-	12	42
Kearney, Timothy	SD-26	D	24%	20%	-	-	-	2	-	-	-	-	-	-	10	-	-	-	-	12	40
Killion, Thomas	SD-09	R	45%	34%	-	-	-	-	-	10	-	6	6	6	-	7	4	-	6	-	30
Langerholc, Wayne	SD-35	R	54%	62%	-	-	-	-	-	10	9	6	6	6	-	7	4	-	6	-	10
Laughlin, Daniel	SD-49	R	54%	48%	-	-	-	-	-	10	9	6	6	6	-	7	4	-	6	-	10
Leach, Daylin	SD-17	D	46%	31%	4	X	X	2	X	-	-	-	6	-	10	-	-	-	6	12	29
Martin, Scott	SD-13	R	64%	58%	-	-	-	-	-	10	9	6	6	6	10	7	4	-	6	-	4
Mastriano, Doug	SD-33	R	83%	75%	-	-	7	-	-	10	9	6	6	6	10	7	4	-	6	12	1
Mensch, Robert	SD-24	R	54%	48%	-	-	-	-	-	10	9	6	6	6	-	7	4	-	6	-	10
Muth, Katie	SD-44	D	28%	26%	4	-	-	2	-	-	-	-	-	-	10	-	-	-	-	12	39
Phillips-Hill, Kristin	SD-28	R	71%	70%	-	-	7	-	-	10	9	6	6	6	10	7	4	-	6	-	3
Pittman, Joe	SD-41	R	64%	59%	-	-	-	-	-	10	9	6	6	6	10	7	4	-	6	-	4
Regan, Mike	SD-31	R	54%	48%	-	-	-	-	-	10	9	6	6	6	-	7	4	-	6	-	10
Sabatina, John	SD-05	D	34%	17%	-	-	-	-	-	-	-	6	6	-	10	-	-	-	-	12	33
Santarsiero, Steven	SD-10	D	18%	9%	4	-	-	2	-	-	-	-	-	-	-	-	-	-	-	12	43
Scarnati, Joseph	SD-25	R	54%	48%	-	-	-	-	-	10	9	6	6	6	-	7	4	-	6	-	10
Scavello, Mario	SD-40	R	54%	48%	-	-	-	-	-	10	9	6	6	6	-	7	4	-	6	-	10
Schwank, Judy	SD-11	D	29%	19%	-	-	-	-	-	-	-	-	-	-	10	7	-	-	-	12	37
Stefano, Patrick	SD-32	R	58%	50%	-	4	-	-	-	10	9	6	6	6	-	7	4	-	6	-	8

ABOUT THE FOUNDATION

METHODOLOGY  
2020  
PENNSYLVANIA

PENNSYLVANIA  
SENATE  
SNAPSHOT

PENNSYLVANIA  
SENATE  
VOTES

PENNSYLVANIA  
SENATE  
VOTE  
DESCRIPTIONS

PENNSYLVANIA  
HOUSE  
SNAPSHOT

PENNSYLVANIA  
HOUSE  
VOTES

PENNSYLVANIA  
HOUSE  
VOTE  
DESCRIPTIONS

# Pennsylvania 2020 | Senate Scorecard (Continued)

Name	District	Party	Score	Life-score	HB21	HB770	HB808	HB1100	HB1437	HB1737	HB2025	HB2388	HB2412	HB2536-7945	HB2536	HR836	SB327	SB595	SB1166	SB1350	Rank
PRO-GROWTH POSITION					N	N	N	N	N	Y	Y	Y	Y	N	N	Y	Y	N	Y	N	
POINTS					4	4	7	2	2	10	9	6	6	6	10	7	4	5	6	12	
Street, Sharif	SD-03	D	12%	6%	-	-	-	-	-	-	-	-	-	-	-	-	-	-	-	12	46
Tartaglione, Christine	SD-02	D	31%	23%	-	-	-	-	-	-	9	-	-	-	10	-	-	-	-	12	35
Tomlinson, Robert	SD-06	R	54%	39%	-	-	-	-	-	10	9	6	6	6	-	7	4	-	6	-	10
Vogel, Elder	SD-47	R	54%	48%	-	-	-	-	-	10	9	6	6	6	-	7	4	-	6	-	10
Ward, Judy	SD-30	R	61%	60%	-	-	7	-	-	10	9	6	6	6	-	7	4	-	6	-	7
Ward, Kim	SD-39	R	54%	52%	-	-	-	-	-	10	9	6	6	6	-	7	4	-	6	-	10
Williams, Anthony	SD-08	D	16%	8%	4	-	-	-	-	-	-	-	-	-	-	-	-	-	-	12	44
Williams, Lindsey	SD-38	D	37%	26%	4	-	-	2	-	-	9	-	-	-	10	-	-	-	-	12	32
Yaw, Gene	SD-23	R	54%	48%	-	-	-	-	-	10	9	6	6	6	-	7	4	-	6	-	10
Yudichak, John	SD-14	I	44%	22%	-	-	-	-	-	-	9	6	6	6	-	7	4	-	6	-	31

ABOUT THE FOUNDATION

METHODOLOGY  
2020  
PENNSYLVANIA

PENNSYLVANIA  
SENATE  
SNAPSHOT

PENNSYLVANIA  
SENATE  
VOTES

PENNSYLVANIA  
SENATE  
VOTE  
DESCRIPTIONS

PENNSYLVANIA  
HOUSE  
SNAPSHOT

PENNSYLVANIA  
HOUSE  
VOTES

PENNSYLVANIA  
HOUSE  
VOTE  
DESCRIPTIONS



# Pennsylvania 2020 | Senate Vote Descriptions

## HB 21

### LICENSING FOR REAL ESTATE INSPECTORS (CFGF OPPOSES)

Occupational licensure laws restrict innovation and job growth. It's also a prime example of regulatory capture where industry controls its own competition through the political process. This bill would create a new licensing regime for real estate inspectors, including requirements for certification and insurance minimums needed to keep the license. The Pennsylvania Senate passed this bill, 40-9, on November 19, 2020. The Pennsylvania House passed it, 182-20, on November 20, 2020.

## HB 770

### LICENSING FOR PHARMACY TECHNICIANS (CFGF OPPOSES)

Occupational licensure laws restrict innovation and job growth. It's also a prime example of regulatory capture where industry controls its own competition through the political process. This legislation would require that pharmacy technicians be licensed by the Pennsylvania

government. According to the legislation's fiscal note, the additional staff and overhead needed on the Pharmacy Board will cost over \$2 million per year. The Pennsylvania Senate passed this bill, 47-1, on October 10, 2020. The Pennsylvania House passed it, 154-48, on November 19, 2020.

## HB 808

### DELEGATE AWAY AUTHORITY FOR FEE HIKES (CFGF OPPOSES)

Currently, the General Assembly must vote to increase fees. This bill would allow the Fish and Boat Commission to increase fees on its own unless the General Assembly passed a concurrent resolution stopping the increase. Allowing such fee increases to take place without explicit approval by the General Assembly enables elected lawmakers to avoid responsibility and pass the buck to unelected bureaucrats. The Pennsylvania Senate passed the bill, 44-5, on June 23, 2020. The Pennsylvania House passed it, 157-44, on June 24, 2020.

## HB 1100

### NEW CORPORATE WELFARE FOR ENERGY AND FERTILIZER (CFGF OPPOSES)

This bill creates an energy and fertilizer manufacturing tax credit. This tax credit is an example of government picking winners and losers. It selects one specific sector of the economy and tilts the field in that sector's favor. This sort of favoritism puts other sectors at a disadvantage. Rather than picking winners and losers, a better approach would be a lower overall tax rate for all Pennsylvania businesses. The Pennsylvania Senate passed this bill, 39-11, on February 4, 2020. The Pennsylvania House passed it, 157-35, on the same day.

## HB 1437

### RURAL ECONOMIC DEVELOPMENT SUBSIDIES (CFGF OPPOSES)

This bill expands the Rural Jobs and Investment Tax Credit Program (RJITC), which is a program designed to let the government pick winners

ABOUT THE  
FOUNDATION

METHODOLOGY  
2020  
PENNSYLVANIA

PENNSYLVANIA  
SENATE  
SNAPSHOT

PENNSYLVANIA  
SENATE  
VOTES

PENNSYLVANIA  
SENATE  
VOTE  
DESCRIPTIONS

PENNSYLVANIA  
HOUSE  
SNAPSHOT

PENNSYLVANIA  
HOUSE  
VOTES

PENNSYLVANIA  
HOUSE  
VOTE  
DESCRIPTIONS

Pennsylvania 2020 | Senate Vote Descriptions

and losers in the marketplace. In this case, the government is favoring small businesses in rural areas at the expense of their competitors. This sort of favoritism is not a core function of government. The Pennsylvania Senate passed this bill, 49-0, on July 14, 2020. The Pennsylvania House passed it, 201-0, on the same day.

**HB 1737**  
**COVID-19 LIABILITY PROTECTIONS**  
**(CFGF SUPPORTS)**

The most important component of this legislation is the liability protections it offers to businesses and educational facilities related to COVID-19. It limits civil liability by requiring a higher burden of proof and standard of liability for exposure to COVID-19 during a proclamation of disaster emergency issued by the Governor. Civil liability is limited by requiring clear and convincing evidence of gross negligence, recklessness, willful misconduct, or intentional infliction of harm. These liability protections are essential for businesses and educational facilities in order for them to operate without fear of baseless lawsuits. The Pennsylvania Senate passed this bill, 29-20, on November 19, 2020. The Pennsylvania House passed it, 104-98, on November 20, 2020.

**HB 2025**  
**BLOCK CAP AND TRADE SCHEME**  
**(CFGF SUPPORTS)**

Through an executive order, Governor Tom Wolf sought to have the Commonwealth join a cap-and-trade scheme called the Regional Greenhouse Gas Initiative (RGGI). This bill prohibits Wolf from taking any action through the Department of Environmental Protection to join RGGI unless explicitly authorized by the General Assembly. The Pennsylvania House passed this bill, 130-71, on July 8, 2020. The Pennsylvania Senate passed it, 33-17, on September 9, 2020.

**HB 2388**  
**REOPEN CAR DEALERSHIPS**  
**(CFGF SUPPORTS)**

Unlike neighboring states, car dealerships in Pennsylvania were shut down by the Governor’s executive action to “mitigate” COVID-19. This legislation would have required the Department of Community and Economic Development (DCED) to grant waivers to car dealers allowing them to reopen. The Pennsylvania Senate passed this bill, 31-17, on May 13, 2020. The Pennsylvania House passed it, 123-79, on May 14, 2020. Governor Wolf

subsequently vetoed this bill. The Pennsylvania House then failed, 115-87, to override the veto (a two-thirds majority was needed). This override vote is what is included in the House scorecard, not final passage.

**HB 2412**  
**REOPEN REAL ESTATE ACTIVITIES**  
**(CFGF SUPPORTS)**

Pennsylvania was the only state to shut down all real estate activities at the outset of COVID-19. This legislation would have required the Secretary of the Department of Community and Economic Development (DCED) to issue a waiver for all real estate-related activities that can adhere to social distancing practices and other mitigation measures defined by the CDC. The Pennsylvania Senate passed the bill, 33-15, on May 13, 2020. The Pennsylvania House passed it, 134-68, on May 14, 2020.

**HB 2536**  
**MISUSE OF CARES FUNDING**  
**(CFGF OPPOSES)**

This legislation is the Fiscal Code, which establishes where the government gets the funds to pay for items included in the budget.

ABOUT THE FOUNDATION
METHODOLOGY 2020 PENNSYLVANIA
PENNSYLVANIA SENATE SNAPSHOT
PENNSYLVANIA SENATE VOTES
PENNSYLVANIA SENATE VOTE DESCRIPTIONS
PENNSYLVANIA HOUSE SNAPSHOT
PENNSYLVANIA HOUSE VOTES
PENNSYLVANIA HOUSE VOTE DESCRIPTIONS

# Pennsylvania 2020 | Senate Vote Descriptions

One of the ways this year’s fiscal code paid for the budget was by transferring over \$1 billion in federal CARES Act funding - which was intended to support businesses - to the Department of Corrections. Using one-time funds to pay for ongoing expenses means that there will be an even larger budget hole to fill next year. This bill also granted a 10-year extension to the City of Harrisburg to continue collecting a “Local Services Tax” charged to people who work in the city, but live elsewhere. The Pennsylvania Senate passed this bill, 33-16, on November 20, 2020. The Pennsylvania House passed it, 108-92, on the same day.

**HB 2536 AMDT 7945**

**MASSIVE FEE INCREASE**

**(CFGF OPPOSES)**

This amendment would increase the fines levied under the Air Pollution Control Act. Currently, the maximum fine is \$25,000 per day. This amendment would have increased the fine to a minimum of \$37,500 per day - an increase of at least fifty percent. The Pennsylvania Senate failed to pass this amendment, 19-30, on November 20, 2020.

**HR 836**

**END COVID-19 LOCKDOWN DECLARATION**

**(CFGF SUPPORTS)**

This resolution was an attempt by the General Assembly to terminate Governor Wolf’s emergency declaration that shut down nearly all activities across the Commonwealth. The Pennsylvania Senate passed this resolution, 31-19, on June 9, 2020. The Pennsylvania House passed it, 121-81, on the same day. Governor Wolf subsequently vetoed this bill. On September 2, 2020, the Pennsylvania House then failed, 118-84, to override the veto (a two-thirds majority was needed). This override vote is what was included in the House scorecard, not final passage.

**SB 327**

**GIVE COUNTIES AUTHORITY OVER COVID-19**

**(CFGF SUPPORTS)**

Rejecting the governor’s “one size fits all” strategy, this legislation would have allowed county governments to establish their own COVID-19 mitigation strategies and begin the process of reopening businesses, schools, and other agencies on a county-by-county basis. The Pennsylvania Senate passed this bill, 28-20, on

May 13, 2020. The Pennsylvania House passed it, 108-94, on May 14, 2020.

**SB 595**

**MANDATE MAMMOGRAM COVERAGE**

**(CFGF OPPOSES)**

This legislation would mandate insurance coverage for supplemental ultrasound screening and MRIs for women who have dense breast tissue and who need additional testing beyond a mammogram. When lawmakers mandate insurance coverage for various medical conditions or services, it may help a certain portion of the population, but it reduces overall healthcare freedom and drives up the price for everyone, thus making health insurance even more unaffordable. The Pennsylvania House passed this bill, 201-0, on June 24, 2020. The Pennsylvania Senate passed it, 50-0, on the same day.

**SB 1166**

**REQUIRE CONSENT TO EXTEND DISASTER DECLARATION**

**(CFGF SUPPORTS)**

This legislation is the first step in amending the Pennsylvania Constitution to require legislative

ABOUT THE FOUNDATION
METHODOLOGY 2020 PENNSYLVANIA
PENNSYLVANIA SENATE SNAPSHOT
PENNSYLVANIA SENATE VOTES
PENNSYLVANIA SENATE VOTE DESCRIPTIONS
PENNSYLVANIA HOUSE SNAPSHOT
PENNSYLVANIA HOUSE VOTES
PENNSYLVANIA HOUSE VOTE DESCRIPTIONS

# Pennsylvania 2020 | Senate Vote Descriptions

approval for a disaster declaration to last beyond 30 days. This is a necessary check against executive authority. In order to amend the Constitution, legislation containing identical language will need to be passed in the next legislative session and then be approved by voters. The Pennsylvania House passed this bill, 115-86, on July 14, 2020. The Pennsylvania Senate passed it, 33-17, on July 15, 2020.

## SB 1350

### THE 2020 BUDGET SUPPLEMENTAL (CFGF OPPOSES)

This legislation was a supplemental budget passed to cover the second half of the fiscal year. It increased spending by more than 7.4 percent over the previous year’s enacted budget. Spending increases should be limited to the rate of inflation plus population growth, which was just 2.1%. Thus, this budget increased spending by more than three times that, placing an unreasonable burden on taxpayers. The Pennsylvania House passed this bill, 104-97, on November 20, 2020. The Pennsylvania Senate passed it, 31-18, on the same day.

ABOUT THE FOUNDATION
METHODOLOGY 2020 PENNSYLVANIA
PENNSYLVANIA SENATE SNAPSHOT
PENNSYLVANIA SENATE VOTES
PENNSYLVANIA SENATE VOTE DESCRIPTIONS
PENNSYLVANIA HOUSE SNAPSHOT
PENNSYLVANIA HOUSE VOTES
PENNSYLVANIA HOUSE VOTE DESCRIPTIONS

# Pennsylvania House Snapshot

203 MEMBERS

110 Republicans

93 Democrats

0 Independent

0 Vacancies


Average Republican Score: 54%

Average Democrat Score: 25%




## HIGHEST-RATED REPUBLICAN

Rep Andrew Lewis (HD-105) | 90%



## LOWEST-RATED REPUBLICAN

Rep Todd Stephens (HD-151) | 34%



## HIGHEST-RATED DEMOCRAT

Rep Frank Burns (HD-072) | 61%



## LOWEST-RATED DEMOCRATS

Several with 0%

ABOUT THE FOUNDATION

METHODOLOGY  
2020  
PENNSYLVANIA

PENNSYLVANIA  
SENATE  
SNAPSHOT

PENNSYLVANIA  
SENATE  
VOTES

PENNSYLVANIA  
SENATE  
VOTE  
DESCRIPTIONS

PENNSYLVANIA  
HOUSE  
SNAPSHOT

PENNSYLVANIA  
HOUSE  
VOTES

PENNSYLVANIA  
HOUSE  
VOTE  
DESCRIPTIONS

# Pennsylvania 2020 | House Scorecard

Name	District	Party	Score	Lifescore	HB21	HB770	HB808	HB1100	HB1348	HB1437	HB1737	HB2025	HB2149	HB2388	HB2412	HB2536	HR101	HR836	SB327	SB595	SB1166	SB1350	Rank
PRO-GROWTH POSITION					N	N	N	N	Y	N	Y	Y	N	Y	Y	N	N	Y	Y	N	Y	N	
POINTS					3	3	7	2	2	2	10	9	2	5	5	10	9	6	4	4	5	12	
Barrar, Stephen	HD-160	R	46%	47%	-	-	-	-	2	-	10	9	-	5	5	-	-	6	4	-	5	-	68
Benninghoff, Kerry	HD-171	R	46%	47%	-	-	-	-	2	-	10	9	-	5	5	-	-	6	4	-	5	-	68
Bernstine, Aaron	HD-010	R	81%	75%	3	3	7	-	2	-	10	9	-	5	5	10	-	6	4	-	5	12	2
Bizzarro, Ryan	HD-003	D	42%	24%	-	-	-	-	-	-	-	9	-	-	5	10	-	6	-	-	-	12	109
Boback, Karen	HD-117	R	63%	60%	-	-	7	-	2	-	10	9	-	5	5	10	-	6	4	-	5	-	19
Bonner, Timothy	HD-008	R	55%	55%	-	3	-	1	2	-	10	9	-	5	5	-	1	6	4	-	5	-	38
Borowicz, Stephanie	HD-076	R	81%	77%	3	3	7	-	2	-	10	9	-	5	5	10	-	6	4	-	5	12	2
Boyle, Kevin	HD-172	D	31%	22%	-	-	-	-	-	-	-	9	-	-	-	10	-	-	-	-	-	12	123
Bradford, Matthew	HD-070	D	2%	7%	-	-	-	2	-	-	-	-	-	-	-	-	-	-	-	-	-	-	195
Briggs, Tim	HD-149	D	24%	21%	-	-	-	2	-	-	-	-	-	-	-	10	-	-	-	-	-	12	143
Brooks, Bob	HD-054	R	46%	59%	-	-	-	-	2	-	10	9	-	5	5	-	-	6	4	-	5	-	68
Brown, Rosemary	HD-189	R	46%	47%	-	-	-	-	2	-	10	9	-	5	5	-	-	6	4	-	5	-	68
Bullock, Donna	HD-195	D	22%	22%	-	-	-	-	-	-	-	-	-	-	-	10	-	-	-	-	-	12	168
Burgos, Danilo	HD-197	D	24%	19%	-	-	-	-	2	-	-	-	-	-	-	10	-	-	-	-	-	12	143
Burns, Frank	HD-072	D	61%	34%	-	-	7	-	2	-	-	9	-	5	5	10	-	6	-	-	5	12	22
Caltagirone, Thomas	HD-127	D	0%	2%	-	-	-	-	-	-	-	-	-	-	-	-	-	-	-	-	-	-	198
Carroll, Mike	HD-118	D	27%	14%	-	-	-	-	-	-	-	-	-	-	5	10	-	-	-	-	-	12	135
Causar, Martin	HD-067	R	46%	49%	-	-	-	-	2	-	10	9	-	5	5	-	-	6	4	-	5	-	68
Cephas, Morgan	HD-192	D	22%	23%	-	-	-	-	-	-	-	-	-	-	-	10	-	-	-	-	-	12	168
Ciresi, Joe	HD-146	D	29%	22%	-	-	-	2	-	-	-	-	-	-	5	10	-	-	-	-	-	12	133

ABOUT THE  
FOUNDATION

METHODOLOGY  
2020  
PENNSYLVANIA

PENNSYLVANIA  
SENATE  
SNAPSHOT

PENNSYLVANIA  
SENATE  
VOTES

PENNSYLVANIA  
SENATE  
VOTE  
DESCRIPTIONS

PENNSYLVANIA  
HOUSE  
SNAPSHOT

PENNSYLVANIA  
HOUSE  
VOTES

PENNSYLVANIA  
HOUSE  
VOTE  
DESCRIPTIONS



# Pennsylvania 2020 | House Scorecard (Continued)

Name	District	Party	Score	Lifescore	HB21	HB770	HB808	HB1100	HB1348	HB1437	HB1737	HB2025	HB2149	HB2388	HB2412	HB2536	HR101	HR836	SB327	SB595	SB1166	SB1350	Rank
PRO-GROWTH POSITION					N	N	N	N	Y	N	Y	Y	N	Y	Y	N	N	Y	Y	N	Y	N	
POINTS					3	3	7	2	2	2	10	9	2	5	5	10	9	6	4	4	5	12	
Comitta, Carolyn	HD-156	D	24%	22%	-	-	-	2	-	-	-	-	-	-	-	10	-	-	-	-	-	12	143
Conklin, H. Scott	HD-077	D	27%	22%	-	-	-	-	-	-	-	-	-	-	5	10	-	-	-	-	-	12	135
Cook, Bud	HD-049	R	46%	47%	-	-	-	-	2	-	10	9	-	5	5	-	-	6	4	-	5	-	68
Cox, Jim	HD-129	R	58%	56%	-	-	-	-	2	-	10	9	-	5	5	-	-	6	4	-	5	12	29
Cruz, Angel	HD-180	D	22%	25%	-	-	-	-	-	-	-	-	-	-	-	10	-	-	-	-	-	12	168
Culver, Lynda Schlegel	HD-108	R	46%	47%	-	-	-	-	2	-	10	9	-	5	5	-	-	6	4	-	5	-	68
Cutler, Bryan	HD-100	R	46%	47%	-	-	-	-	2	-	10	9	-	5	5	-	-	6	4	-	5	-	68
Daley, Mary Jo	HD-148	D	24%	25%	-	-	-	2	-	-	-	-	-	-	-	10	-	-	-	-	-	12	143
Davanzo, Eric	HD-058	R	63%	63%	-	3	7	1	2	-	10	9	-	5	5	-	1	6	4	-	5	-	19
Davidson, Margo	HD-164	D	22%	27%	-	-	-	-	-	-	-	-	-	-	-	10	-	-	-	-	-	12	168
Davis, Austin	HD-035	D	22%	23%	-	-	-	-	-	-	-	-	-	-	-	10	-	-	-	-	-	12	168
Davis, Tina	HD-141	D	16%	18%	-	-	-	2	-	-	-	9	-	-	5	-	-	-	-	-	-	-	186
Dawkins, Jason	HD-179	D	22%	24%	-	-	-	-	-	-	-	-	-	-	-	10	-	-	-	-	-	12	168
Day, Gary	HD-187	R	46%	51%	-	-	-	-	2	-	10	9	-	5	5	-	-	6	4	-	5	-	68
Deasy, Daniel	HD-027	D	31%	16%	-	-	-	-	-	-	-	9	-	-	-	10	-	-	-	-	-	12	123
DeLissio, Pamela	HD-194	D	26%	21%	-	-	-	2	2	-	-	-	-	-	-	10	-	-	-	-	-	12	139
Delloso, David	HD-162	D	31%	24%	-	-	-	-	-	-	-	9	-	-	-	10	-	-	-	-	-	12	123
Delozier, Sheryl	HD-088	R	56%	56%	-	-	-	-	2	-	10	9	-	5	5	10	-	6	4	-	5	-	30
DeLuca, Anthony	HD-032	D	31%	16%	-	-	-	-	-	-	-	9	-	-	-	10	-	-	-	-	-	12	123
Dermody, Frank	HD-033	D	9%	6%	-	-	-	-	-	-	-	9	-	-	-	-	-	-	-	-	-	-	193

ABOUT THE  
FOUNDATION

METHODOLOGY  
2020  
PENNSYLVANIA

PENNSYLVANIA  
SENATE  
SNAPSHOT

PENNSYLVANIA  
SENATE  
VOTES

PENNSYLVANIA  
SENATE  
VOTE  
DESCRIPTIONS

PENNSYLVANIA  
HOUSE  
SNAPSHOT

PENNSYLVANIA  
HOUSE  
VOTES

PENNSYLVANIA  
HOUSE  
VOTE  
DESCRIPTIONS

# Pennsylvania 2020 | House Scorecard (Continued)

Name	District	Party	Score	Lifescore	HB21	HB770	HB808	HB1100	HB1348	HB1437	HB1737	HB2025	HB2149	HB2388	HB2412	HB2536	HR101	HR836	SB327	SB595	SB1166	SB1350	Rank
PRO-GROWTH POSITION					N	N	N	N	Y	N	Y	Y	N	Y	Y	N	N	Y	Y	N	Y	N	
POINTS					3	3	7	2	2	2	10	9	2	5	5	10	9	6	4	4	5	12	
Diamond, Russ	HD-102	R	74%	63%	3	3	-	-	2	-	10	9	-	5	5	10	-	6	4	-	5	12	12
Donatucci, Maria	HD-185	D	0%	10%	-	-	-	-	-	-	-	-	-	-	-	-	-	-	-	-	-	-	198
Dowling, Matthew	HD-051	R	59%	61%	3	3	7	-	2	-	10	9	-	5	5	-	-	6	4	-	5	-	24
Driscoll, Michael	HD-173	D	31%	22%	-	-	-	-	-	-	-	9	-	-	-	10	-	-	-	-	-	12	123
Dunbar, George	HD-056	R	56%	56%	-	3	7	-	2	-	10	9	-	5	5	-	-	6	4	-	5	-	30
Dush, Cris	HD-066	R	68%	70%	-	3	7	-	2	-	10	9	-	5	5	-	-	6	4	-	5	12	16
Ecker, Torren	HD-193	R	52%	50%	3	3	-	-	2	-	10	9	-	5	5	-	-	6	4	-	5	-	50
Emrick, Joe	HD-137	R	46%	48%	-	-	-	-	2	-	10	9	-	5	5	-	-	6	4	-	5	-	68
Everett, Garth	HD-084	R	46%	47%	-	-	-	-	2	-	10	9	-	5	5	-	-	6	4	-	5	-	68
Farry, Frank	HD-142	R	40%	33%	-	-	-	-	2	-	-	9	-	5	5	X	-	6	4	-	5	-	110
Fee, Mindy	HD-037	R	46%	47%	-	-	-	-	2	-	10	9	-	5	5	-	-	6	4	-	5	-	68
Fiedler, Elizabeth	HD-184	D	24%	25%	-	-	-	2	-	-	-	-	-	-	-	10	-	-	-	-	-	12	143
Fitzgerald, Isabella	HD-203	D	22%	23%	-	-	-	-	-	-	-	-	-	-	-	10	-	-	-	-	-	12	168
Flynn, Marty	HD-113	D	31%	19%	-	-	-	-	-	-	-	9	-	-	-	10	-	-	-	-	-	12	123
Frankel, Dan	HD-023	D	24%	20%	-	-	-	2	-	-	-	-	-	-	-	10	-	-	-	-	-	12	143
Freeman, Robert	HD-136	D	24%	14%	-	-	-	2	-	-	-	-	-	-	-	10	-	-	-	-	-	12	143
Fritz, Jonathan	HD-111	R	49%	49%	3	-	-	-	2	-	10	9	-	5	5	-	-	6	4	-	5	-	55
Gabler, Matthew	HD-075	R	46%	47%	-	-	-	-	2	-	10	9	-	5	5	-	-	6	4	-	5	-	68
Gainey, Ed	HD-024	D	22%	26%	-	-	-	X	-	-	-	-	-	-	-	10	-	-	-	-	-	12	168
Galloway, John	HD-140	D	16%	19%	-	-	-	2	-	-	-	9	-	-	5	-	-	-	-	-	-	-	186

ABOUT THE  
FOUNDATION

METHODOLOGY  
2020  
PENNSYLVANIA

PENNSYLVANIA  
SENATE  
SNAPSHOT

PENNSYLVANIA  
SENATE  
VOTES

PENNSYLVANIA  
SENATE  
VOTE  
DESCRIPTIONS

PENNSYLVANIA  
HOUSE  
SNAPSHOT

PENNSYLVANIA  
HOUSE  
VOTES

PENNSYLVANIA  
HOUSE  
VOTE  
DESCRIPTIONS

# Pennsylvania 2020 | House Scorecard (Continued)

Name	District	Party	Score	Lifescore	HB21	HB770	HB808	HB1100	HB1348	HB1437	HB1737	HB2025	HB2149	HB2388	HB2412	HB2536	HR101	HR836	SB327	SB595	SB1166	SB1350	Rank
PRO-GROWTH POSITION					N	N	N	N	Y	N	Y	Y	N	Y	Y	N	N	Y	Y	N	Y	N	
POINTS					3	3	7	2	2	2	10	9	2	5	5	10	9	6	4	4	5	12	
Gaydos, Valerie	HD-044	R	49%	54%	-	3	-	-	2	-	10	9	-	5	5	-	-	6	4	-	5	-	55
Gillen, Mark	HD-128	R	59%	59%	3	3	7	-	2	-	10	9	-	5	5	-	-	6	4	-	5	-	24
Gillespie, Keith	HD-047	R	46%	47%	-	-	-	-	2	-	10	9	-	5	5	-	-	6	4	-	5	-	68
Gleim, Barbara	HD-199	R	59%	53%	-	3	-	-	2	-	10	9	-	5	5	10	-	6	4	-	5	-	24
Goodman, Neal	HD-123	D	9%	6%	-	-	-	-	-	-	-	9	-	-	-	-	-	-	-	-	-	-	193
Green, Roni	HD-190	D	13%	13%	-	-	-	I	-	-	-	-	-	-	-	-	I	-	-	-	-	12	190
Gregory, James	HD-080	R	46%	48%	-	-	-	-	2	-	10	9	-	5	5	-	-	6	4	-	5	-	68
Greiner, Keith	HD-043	R	46%	47%	-	-	-	-	2	-	10	9	-	5	5	-	-	6	4	-	5	-	68
Grove, Seth	HD-196	R	63%	61%	-	-	7	-	2	-	10	9	-	5	5	10	-	6	4	-	5	-	19
Hahn, Marcia	HD-138	R	46%	48%	-	-	-	-	2	-	10	9	-	5	5	-	-	6	4	-	5	-	68
Hanbidge, Liz	HD-061	D	24%	21%	-	-	-	2	-	-	-	-	-	-	-	10	-	-	-	-	-	12	143
Harkins, Patrick	HD-001	D	31%	16%	-	-	-	-	-	-	-	9	-	-	-	10	-	-	-	-	-	12	123
Harris, Jordan	HD-186	D	0%	5%	-	-	-	-	-	-	-	-	-	-	-	-	-	-	-	-	-	-	198
Heffley, Doyle	HD-122	R	53%	54%	-	-	7	-	2	-	10	9	-	5	5	-	-	6	4	-	5	-	40
Helm, Susan	HD-104	R	46%	47%	-	-	-	-	2	-	10	9	-	5	5	-	-	6	4	-	5	-	68
Hennessey, Tim	HD-026	R	43%	49%	-	-	7	-	2	-	-	9	-	5	5	-	-	6	4	-	5	-	107
Hershey, Johnathan	HD-082	R	46%	47%	-	-	-	-	2	-	10	9	-	5	5	-	-	6	4	-	5	-	68
Hickernell, David	HD-098	R	46%	47%	-	-	-	-	2	-	10	9	-	5	5	-	-	6	4	-	5	-	68
Hill-Evans, Carol	HD-095	D	22%	16%	-	-	-	-	-	-	-	-	-	-	-	10	-	-	-	-	-	12	168
Hohenstein, Joseph	HD-177	D	22%	19%	-	-	-	-	-	-	-	-	-	-	-	10	-	-	-	-	-	12	168

ABOUT THE  
FOUNDATION

METHODOLOGY  
2020  
PENNSYLVANIA

PENNSYLVANIA  
SENATE  
SNAPSHOT

PENNSYLVANIA  
SENATE  
VOTES

PENNSYLVANIA  
SENATE  
VOTE  
DESCRIPTIONS

PENNSYLVANIA  
HOUSE  
SNAPSHOT

PENNSYLVANIA  
HOUSE  
VOTES

PENNSYLVANIA  
HOUSE  
VOTE  
DESCRIPTIONS



# Pennsylvania 2020 | House Scorecard (Continued)

Name	District	Party	Score	Lifescore	HB21	HB770	HB808	HB1100	HB1348	HB1437	HB1737	HB2025	HB2149	HB2388	HB2412	HB2536	HR101	HR836	SB327	SB595	SB1166	SB1350	Rank
PRO-GROWTH POSITION					N	N	N	N	Y	N	Y	Y	N	Y	Y	N	N	Y	Y	N	Y	N	
POINTS					3	3	7	2	2	2	10	9	2	5	5	10	9	6	4	4	5	12	
Howard, Kristine	HD-167	D	24%	22%	-	-	-	2	-	-	-	-	-	-	-	10	-	-	-	-	-	12	143
Innamorato, Sara	HD-021	D	24%	25%	-	-	-	2	-	-	-	-	-	-	-	10	-	-	-	-	-	12	143
Irvin, Rich	HD-081	R	49%	48%	-	3	-	-	2	-	10	9	-	5	5	-	-	6	4	-	5	-	55
Isaacson, MaryLouise	HD-175	D	24%	22%	-	-	-	2	-	-	-	-	-	-	-	10	-	-	-	-	-	12	143
James, R. Lee	HD-064	R	53%	56%	-	-	7	-	2	-	10	9	-	5	5	-	-	6	4	-	5	-	40
Jones, Mike	HD-093	R	68%	67%	-	3	7	-	2	-	10	9	-	5	5	-	-	6	4	-	5	12	16
Jozwiak, Barry	HD-005	R	56%	55%	-	3	7	-	2	-	10	9	-	5	5	-	-	6	4	-	5	-	30
Kail, Joshua	HD-015	R	49%	48%	-	3	-	-	2	-	10	9	-	5	5	-	-	6	4	-	5	-	55
Kaufer, Aaron	HD-120	R	44%	49%	-	3	7	-	-	-	-	9	-	5	5	-	-	6	4	-	5	-	106
Kauffman, Robert	HD-089	R	78%	65%	3	-	7	-	2	-	10	9	-	5	5	10	-	6	4	-	5	12	10
Keefer, Dawn	HD-092	R	69%	72%	3	3	7	-	2	-	10	9	-	5	5	10	-	6	4	-	5	-	15
Keller, Mark	HD-086	R	46%	53%	-	-	-	-	2	-	10	9	-	5	5	-	-	6	4	-	5	-	68
Kenyatta, Malcolm	HD-181	D	24%	23%	-	-	-	2	-	-	-	-	-	-	-	10	-	-	-	-	-	12	143
Kim, Patty	HD-103	D	17%	15%	-	-	-	-	-	-	-	-	-	-	5	-	-	-	-	-	-	12	185
Kinsey, Stephen	HD-201	D	22%	22%	-	-	-	-	-	-	-	-	-	-	-	10	-	-	-	-	-	12	168
Kirkland, Brian	HD-159	D	22%	22%	-	-	-	-	-	-	-	-	-	-	-	10	-	-	-	-	-	12	168
Klunk, Kate	HD-169	R	46%	47%	-	-	-	-	2	-	10	9	-	5	5	-	-	6	4	-	5	-	68
Knowles, Jerry	HD-124	R	78%	68%	-	3	7	-	2	-	10	9	-	5	5	10	-	6	4	-	5	12	10
Kortz, William	HD-038	D	32%	24%	-	-	-	-	2	-	-	9	-	5	5	-	-	6	-	-	5	-	121
Kosierowski, Bridget	HD-114	D	32%	16%	-	3	-	-	2	-	-	-	-	-	5	10	-	-	-	-	-	12	121

ABOUT THE  
FOUNDATION

METHODOLOGY  
2020  
PENNSYLVANIA

PENNSYLVANIA  
SENATE  
SNAPSHOT

PENNSYLVANIA  
SENATE  
VOTES

PENNSYLVANIA  
SENATE  
VOTE  
DESCRIPTIONS

PENNSYLVANIA  
HOUSE  
SNAPSHOT

PENNSYLVANIA  
HOUSE  
VOTES

PENNSYLVANIA  
HOUSE  
VOTE  
DESCRIPTIONS

# Pennsylvania 2020 | House Scorecard (Continued)

Name	District	Party	Score	Lifescore	HB21	HB770	HB808	HB1100	HB1348	HB1437	HB1737	HB2025	HB2149	HB2388	HB2412	HB2536	HR101	HR836	SB327	SB595	SB1166	SB1350	Rank
PRO-GROWTH POSITION					N	N	N	N	Y	N	Y	Y	N	Y	Y	N	N	Y	Y	N	Y	N	
POINTS					3	3	7	2	2	2	10	9	2	5	5	10	9	6	4	4	5	12	
Krueger, Leanne	HD-161	D	24%	22%	-	-	-	2	-	-	-	-	-	-	-	10	-	-	-	-	-	12	143
Kulik, Anita Astorino	HD-045	D	47%	24%	-	-	-	-	-	-	-	9	-	-	5	10	-	6	-	-	5	12	66
Lawrence, John	HD-013	R	46%	47%	-	-	-	-	2	-	10	9	-	5	5	-	-	6	4	-	5	-	68
Lee, Summer	HD-034	D	24%	23%	-	-	-	2	-	-	-	-	-	-	-	10	-	-	-	-	-	12	143
Lewis, Andrew	HD-105	R	90%	71%	3	3	7	-	2	-	10	9	-	5	5	10	9	6	4	-	5	12	1
Longiotti, Mark	HD-007	D	36%	21%	-	-	-	-	-	-	-	9	-	-	5	10	-	-	-	-	-	12	114
Mackenzie, Ryan	HD-134	R	53%	50%	-	-	7	-	2	-	10	9	-	5	5	-	-	6	4	-	5	-	40
Madden, Maureen	HD-115	D	24%	14%	-	-	-	-	-	-	-	-	-	-	-	10	X	-	-	-	-	12	143
Mako, Zachary	HD-183	R	n/a	44%	-	3	X	X	2	X	10	X	X	X	X	-	X	6	X	X	X	-	
Malagari, Steven	HD-053	D	27%	23%	-	-	-	-	-	-	-	-	-	-	5	10	-	-	-	-	-	12	135
Maloney, David	HD-130	R	72%	62%	-	3	7	-	2	-	10	9	-	5	5	X	-	6	4	-	5	X	14
Markosek, Brandon	HD-025	D	36%	18%	-	-	-	-	-	-	-	9	-	-	5	10	-	-	-	-	-	12	114
Marshall, Jim	HD-014	R	46%	47%	-	-	-	-	2	-	10	9	-	5	5	-	-	6	4	-	5	-	68
Masser, Kurt	HD-107	R	46%	47%	-	-	-	-	2	-	10	9	-	5	5	-	-	6	4	-	5	-	68
Matzie, Robert	HD-016	D	36%	18%	-	-	-	-	-	-	-	9	-	-	5	10	-	-	-	-	-	12	114
McCarter, Stephen	HD-154	D	24%	22%	-	-	-	2	-	-	-	-	-	-	-	10	-	-	-	-	-	12	143
McClinton, Joanna	HD-191	D	0%	5%	-	-	-	-	-	-	-	-	-	-	-	-	-	-	-	-	-	-	198
McNeill, Jeanne	HD-133	D	36%	20%	-	-	-	-	-	-	-	9	-	-	5	10	-	-	-	-	-	12	114
Mehaffie, Thomas	HD-106	R	37%	42%	-	3	-	-	-	-	-	9	-	5	5	-	-	6	4	-	5	-	112
Mentzer, Steven	HD-097	R	37%	42%	-	-	-	-	2	-	10	-	-	5	5	-	-	6	4	-	5	-	112

ABOUT THE FOUNDATION

METHODOLOGY  
2020  
PENNSYLVANIA

PENNSYLVANIA  
SENATE  
SNAPSHOT

PENNSYLVANIA  
SENATE  
VOTES

PENNSYLVANIA  
SENATE  
VOTE  
DESCRIPTIONS

PENNSYLVANIA  
HOUSE  
SNAPSHOT

PENNSYLVANIA  
HOUSE  
VOTES

PENNSYLVANIA  
HOUSE  
VOTE  
DESCRIPTIONS



# Pennsylvania 2020 | House Scorecard (Continued)

Name	District	Party	Score	Lifescore	HB21	HB770	HB808	HB1100	HB1348	HB1437	HB1737	HB2025	HB2149	HB2388	HB2412	HB2536	HR101	HR836	SB327	SB595	SB1166	SB1350	Rank
PRO-GROWTH POSITION					N	N	N	N	Y	N	Y	Y	N	Y	Y	N	N	Y	Y	N	Y	N	
POINTS					3	3	7	2	2	2	10	9	2	5	5	10	9	6	4	4	5	12	
Merski, Robert	HD-002	D	12%	8%	-	-	-	-	-	-	-	-	-	-	-	-	-	-	-	-	-	12	191
Metcalfe, Daryl	HD-012	R	81%	70%	3	3	7	-	2	-	10	9	-	5	5	10	-	6	4	-	5	12	2
Metzgar, Carl Walker	HD-069	R	56%	55%	-	3	7	-	2	-	10	9	-	5	5	-	-	6	4	-	5	-	30
Mihalek, Natalie	HD-040	R	49%	54%	-	3	-	-	2	-	10	9	-	5	5	-	-	6	4	-	5	-	55
Millard, David	HD-109	R	46%	47%	-	-	-	-	2	-	10	9	-	5	5	-	-	6	4	-	5	-	68
Miller, Brett	HD-041	R	53%	55%	-	-	7	-	2	-	10	9	-	5	5	-	-	6	4	-	5	-	40
Miller, Daniel	HD-042	D	22%	18%	-	-	-	-	-	-	-	-	-	-	-	10	-	-	-	-	-	12	168
Mizgorski, Lori	HD-030	R	46%	47%	-	-	-	-	2	-	10	9	-	5	5	-	-	6	4	-	5	-	68
Moul, Dan	HD-091	R	49%	51%	-	3	-	-	2	-	10	9	-	5	5	-	-	6	4	-	5	-	55
Mullery, Gerald	HD-119	D	43%	28%	-	-	-	-	-	-	-	-	-	5	5	10	-	6	-	-	5	12	107
Mullins, Kyle	HD-112	D	22%	11%	-	-	-	-	-	-	-	-	-	-	-	10	-	-	-	-	-	12	168
Murt, Thomas	HD-152	R	46%	35%	-	-	-	-	2	-	10	9	-	5	5	-	-	6	4	-	5	-	68
Mustello, Marci	HD-011	R	56%	50%	-	3	7	-	2	-	10	9	-	5	5	-	-	6	4	-	5	-	30
Neilson, Ed	HD-174	D	31%	20%	-	-	-	-	-	-	-	9	-	-	-	10	-	-	-	-	-	12	123
Nelson, Eric	HD-057	R	59%	56%	3	3	7	-	2	-	10	9	-	5	5	-	-	6	4	-	5	-	24
O'Mara, Jennifer	HD-165	D	29%	23%	-	-	-	2	-	-	-	-	-	-	5	10	-	-	-	-	-	12	133
O'Neal, Timothy	HD-048	R	56%	54%	-	3	7	-	2	-	10	9	-	5	5	-	-	6	4	-	5	-	30
Oberlander, Donna	HD-063	R	46%	47%	-	-	-	-	2	-	10	9	-	5	5	-	-	6	4	-	5	-	68
Ortitay, Jason	HD-046	R	53%	54%	-	-	7	-	2	-	10	9	-	5	5	-	-	6	4	-	5	-	40
Otten, Danielle Friel	HD-155	D	26%	23%	-	-	-	2	2	-	-	-	-	-	-	10	-	-	-	-	-	12	139

ABOUT THE  
FOUNDATION

METHODOLOGY  
2020  
PENNSYLVANIA

PENNSYLVANIA  
SENATE  
SNAPSHOT

PENNSYLVANIA  
SENATE  
VOTES

PENNSYLVANIA  
SENATE  
VOTE  
DESCRIPTIONS

PENNSYLVANIA  
HOUSE  
SNAPSHOT

PENNSYLVANIA  
HOUSE  
VOTES

PENNSYLVANIA  
HOUSE  
VOTE  
DESCRIPTIONS



# Pennsylvania 2020 | House Scorecard (Continued)

Name	District	Party	Score	Lifescore	HB21	HB770	HB808	HB1100	HB1348	HB1437	HB1737	HB2025	HB2149	HB2388	HB2412	HB2536	HR101	HR836	SB327	SB595	SB1166	SB1350	Rank
PRO-GROWTH POSITION					N	N	N	N	Y	N	Y	Y	N	Y	Y	N	N	Y	Y	N	Y	N	
POINTS					3	3	7	2	2	2	10	9	2	5	5	10	9	6	4	4	5	12	
Owlett, Clinton	HD-068	R	46%	47%	-	-	-	-	2	-	10	9	-	5	5	-	-	6	4	-	5	-	68
Pashinski, Eddie Day	HD-121	D	24%	12%	-	-	-	-	2	-	-	-	-	-	-	10	-	-	-	-	-	12	143
Peifer, Michael	HD-139	R	46%	47%	-	-	-	-	2	-	10	9	-	5	5	-	-	6	4	-	5	-	68
Petrarca, Joseph	HD-055	D	60%	39%	-	-	7	-	X	-	-	9	-	5	5	10	-	6	-	-	5	12	23
Pickett, Tina	HD-110	R	49%	48%	-	3	-	-	2	-	10	9	-	5	5	-	-	6	4	-	5	-	55
Polinchock, Todd	HD-144	R	49%	48%	-	3	-	-	2	-	10	9	-	5	5	-	-	6	4	-	5	-	55
Puskaric, Michael	HD-039	R	65%	60%	-	-	7	-	2	-	10	9	-	5	5	-	-	6	4	-	5	12	18
Pyle, Jeffrey	HD-060	R	52%	49%	-	-	-	X	2	-	10	9	-	5	5	-	X	6	4	-	5	-	50
Quinn, Christopher	HD-168	R	46%	39%	-	-	-	X	-	-	10	-	-	5	5	10	-	6	4	-	5	-	68
Rabb, Christopher	HD-200	D	24%	22%	-	-	-	2	-	-	-	-	-	-	-	10	-	-	-	-	-	12	143
Rader, Jack	HD-176	R	52%	47%	3	3	-	-	2	-	10	9	-	5	5	-	-	6	4	-	5	-	50
Rapp, Kathy	HD-065	R	81%	70%	3	3	7	-	2	-	10	9	-	5	5	10	-	6	4	-	5	12	2
Ravenstahl, Adam	HD-020	D	23%	18%	-	-	-	-	2	-	-	9	-	-	-	-	-	-	-	-	-	12	167
Readshaw, Harry	HD-036	D	27%	15%	-	-	-	-	2	-	-	9	-	-	5	-	-	6	-	-	5	-	135
Reese, Mike	HD-059	R	53%	50%	-	-	7	-	2	-	10	9	-	5	5	-	-	6	4	-	5	-	40
Rigby, Jim	HD-071	R	56%	55%	-	3	7	-	2	-	10	9	-	5	5	-	-	6	4	-	5	-	30
Roae, Brad	HD-006	R	81%	70%	3	3	7	-	2	-	10	9	-	5	5	10	-	6	4	-	5	12	2
Roebuck, James	HD-188	D	12%	17%	-	-	-	-	-	-	-	-	-	-	-	-	-	-	-	-	-	12	191
Rothman, Greg	HD-087	R	56%	55%	-	3	7	-	2	-	10	9	-	5	5	-	-	6	4	-	5	-	30
Rowe, David	HD-085	R	81%	81%	3	3	7	-	2	-	10	9	-	5	5	10	-	6	4	-	5	12	2

ABOUT THE  
FOUNDATION

METHODOLOGY  
2020  
PENNSYLVANIA

PENNSYLVANIA  
SENATE  
SNAPSHOT

PENNSYLVANIA  
SENATE  
VOTES

PENNSYLVANIA  
SENATE  
VOTE  
DESCRIPTIONS

PENNSYLVANIA  
HOUSE  
SNAPSHOT

PENNSYLVANIA  
HOUSE  
VOTES

PENNSYLVANIA  
HOUSE  
VOTE  
DESCRIPTIONS

# Pennsylvania 2020 | House Scorecard (Continued)

Name	District	Party	Score	Lifescore	HB21	HB770	HB808	HB1100	HB1348	HB1437	HB1737	HB2025	HB2149	HB2388	HB2412	HB2536	HR101	HR836	SB327	SB595	SB1166	SB1350	Rank
PRO-GROWTH POSITION					N	N	N	N	Y	N	Y	Y	N	Y	Y	N	N	Y	Y	N	Y	N	
POINTS					3	3	7	2	2	2	10	9	2	5	5	10	9	6	4	4	5	12	
Rozzi, Mark	HD-126	D	36%	24%	-	-	-	-	-	-	-	9	-	-	5	10	-	-	-	-	-	12	114
Ryan, Francis	HD-101	R	81%	70%	3	3	7	-	2	-	10	9	-	5	5	10	-	6	4	-	5	12	2
Sainato, Chris	HD-009	D	47%	27%	-	-	-	-	-	-	-	9	-	5	5	10	-	6	-	-	-	12	66
Samuelson, Steve	HD-135	D	24%	14%	-	-	-	2	-	-	-	-	-	-	-	10	-	-	-	-	-	12	143
Sanchez, Benjamin	HD-153	D	2%	10%	-	-	-	2	-	-	-	-	-	-	-	-	-	-	-	-	-	-	195
Sankey, Thomas	HD-073	R	49%	48%	-	3	-	-	2	-	10	9	-	5	5	-	-	6	4	-	5	-	55
Sappey, Christina	HD-158	D	31%	22%	-	-	-	2	2	-	-	-	-	-	5	10	-	-	-	-	-	12	123
Saylor, Stan	HD-094	R	46%	47%	-	-	-	-	2	-	10	9	-	5	5	-	-	6	4	-	5	-	68
Schemel, Paul	HD-090	R	81%	73%	3	3	7	-	2	-	10	9	-	5	5	10	-	6	4	-	5	12	2
Schlossberg, Michael	HD-132	D	14%	13%	-	-	-	2	-	-	-	-	-	-	-	-	-	-	-	-	-	12	188
Schmitt, Louis	HD-079	R	53%	54%	-	-	7	-	2	-	10	9	-	5	5	-	-	6	4	-	5	-	40
Schroeder, Meghan	HD-029	R	49%	40%	-	3	-	-	2	-	10	9	-	5	5	-	-	6	4	-	5	-	55
Schweyer, Peter	HD-022	D	22%	13%	-	-	-	-	-	-	-	-	-	-	-	10	-	-	-	-	-	12	168
Shusterman, Melissa	HD-157	D	24%	19%	-	-	-	2	-	-	-	-	-	-	-	10	-	-	-	-	-	12	143
Simmons, Justin	HD-131	R	53%	52%	-	-	7	-	2	-	10	9	-	5	5	-	-	6	4	-	5	-	40
Sims, Brian	HD-182	D	24%	27%	-	-	-	2	-	-	-	-	-	-	-	10	-	-	-	-	-	12	143
Snyder, Pam	HD-050	D	54%	29%	-	-	-	-	2	-	-	9	-	5	5	10	-	6	-	-	5	12	39
Solomon, Jared	HD-202	D	24%	24%	-	-	-	2	-	-	-	-	-	-	-	10	-	-	-	-	-	12	143
Sonney, Curtis	HD-004	R	46%	47%	-	-	-	-	2	-	10	9	-	5	5	-	-	6	4	-	5	-	68
Staats, Craig	HD-145	R	53%	54%	-	-	7	-	2	-	10	9	-	5	5	-	-	6	4	-	5	-	40

ABOUT THE  
FOUNDATION

METHODOLOGY  
2020  
PENNSYLVANIA

PENNSYLVANIA  
SENATE  
SNAPSHOT

PENNSYLVANIA  
SENATE  
VOTES

PENNSYLVANIA  
SENATE  
VOTE  
DESCRIPTIONS

PENNSYLVANIA  
HOUSE  
SNAPSHOT

PENNSYLVANIA  
HOUSE  
VOTES

PENNSYLVANIA  
HOUSE  
VOTE  
DESCRIPTIONS

# Pennsylvania 2020 | House Scorecard (Continued)

Name	District	Party	Score	Lifescore	HB21	HB770	HB808	HB1100	HB1348	HB1437	HB1737	HB2025	HB2149	HB2388	HB2412	HB2536	HR101	HR836	SB327	SB595	SB1166	SB1350	Rank
PRO-GROWTH POSITION					N	N	N	N	Y	N	Y	Y	N	Y	Y	N	N	Y	Y	N	Y	N	
POINTS					3	3	7	2	2	2	10	9	2	5	5	10	9	6	4	4	5	12	
Stephens, Todd	HD-151	R	34%	42%	-	3	-	-	-	-	10	-	-	5	5	-	-	6	-	-	5	-	120
Struzzi, James	HD-062	R	46%	47%	-	-	-	-	2	-	10	9	-	5	5	-	-	6	4	-	5	-	68
Sturla, P. Michael	HD-096	D	14%	7%	-	-	-	2	-	-	-	-	-	-	-	-	-	-	-	-	-	12	188
Thomas, Wendi	HD-178	R	40%	43%	-	3	-	-	2	-	10	-	-	5	5	-	-	6	4	-	5	-	110
Tobash, Michael	HD-125	R	46%	49%	-	-	-	-	2	-	10	9	-	5	5	-	-	6	4	-	5	-	68
Toepel, Marcy	HD-147	R	52%	49%	-	-	-	X	2	-	10	9	-	5	5	-	X	6	4	-	5	-	50
Tomlinson, Kathleen	HD-018	R	52%	52%	-	-	-	I	2	-	10	9	-	5	5	-	I	6	4	-	5	-	50
Toohil, Tarah	HD-116	R	36%	42%	-	-	-	-	2	-	-	9	-	5	5	-	-	6	4	-	5	-	114
Topper, Jesse	HD-078	R	46%	47%	-	-	-	-	2	-	10	9	-	5	5	-	-	6	4	-	5	-	68
Turzai, Michael	HD-028	R	n/a	47%	I	I	I	-	I	I	I	I	I	5	5	I	-	I	4	I	I	I	
Ullman, Wendy	HD-143	D	31%	24%	-	-	-	2	2	-	-	-	-	-	5	10	-	-	-	-	-	12	123
Vitali, Gregory	HD-166	D	22%	24%	-	-	-	X	-	-	-	-	-	-	-	10	-	-	-	-	-	12	168
Warner, Ryan	HD-052	R	59%	59%	3	3	7	-	2	-	10	9	-	5	5	-	-	6	4	-	5	-	24
Warren, Perry	HD-031	D	24%	21%	-	-	-	2	-	-	-	-	-	-	-	10	-	-	-	-	-	12	143
Webster, Joe	HD-150	D	26%	22%	-	-	-	2	2	-	-	-	-	-	-	10	-	-	-	-	-	12	139
Wentling, Parke	HD-017	R	74%	63%	3	3	-	-	2	-	10	9	-	5	5	10	-	6	4	-	5	12	12
Wheatley, Jake	HD-019	D	22%	15%	-	-	-	X	-	-	-	-	-	-	-	10	-	-	-	-	-	12	168
Wheeland, Jeff	HD-083	R	49%	48%	-	3	-	-	2	-	10	9	-	5	5	-	-	6	4	-	5	-	55
White, Martina	HD-170	R	46%	47%	-	-	-	-	2	-	10	9	-	5	5	-	-	6	4	-	5	-	68
Williams, Dan	HD-074	D	26%	15%	-	-	-	2	2	-	-	-	-	-	-	10	-	-	-	-	-	12	139

ABOUT THE  
FOUNDATION

METHODOLOGY  
2020  
PENNSYLVANIA

PENNSYLVANIA  
SENATE  
SNAPSHOT

PENNSYLVANIA  
SENATE  
VOTES

PENNSYLVANIA  
SENATE  
VOTE  
DESCRIPTIONS

PENNSYLVANIA  
HOUSE  
SNAPSHOT

PENNSYLVANIA  
HOUSE  
VOTES

PENNSYLVANIA  
HOUSE  
VOTE  
DESCRIPTIONS

## Pennsylvania 2020 | House Scorecard (Continued)

Name	District	Party	Score	Lifescore	HB21	HB770	HB808	HB1100	HB1348	HB1437	HB1737	HB2025	HB2149	HB2388	HB2412	HB2536	HR101	HR836	SB327	SB595	SB1166	SB1350	Rank
PRO-GROWTH POSITION					N	N	N	N	Y	N	Y	Y	N	Y	Y	N	N	Y	Y	N	Y	N	
POINTS					3	3	7	2	2	2	10	9	2	5	5	10	9	6	4	4	5	12	
Youngblood, Rosita	HD-198	D	2%	12%	-	-	-	-	2	-	-	-	-	-	-	-	-	-	-	-	-	-	195
Zabel, Mike	HD-163	D	24%	21%	-	-	-	2	-	-	-	-	-	-	-	10	-	-	-	-	-	12	143
Zimmerman, David	HD-099	R	53%	55%	-	-	7	-	2	-	10	9	-	5	5	-	-	6	4	-	5	-	40

ABOUT THE  
FOUNDATION

METHODOLOGY  
2020  
PENNSYLVANIA

PENNSYLVANIA  
SENATE  
SNAPSHOT

PENNSYLVANIA  
SENATE  
VOTES

PENNSYLVANIA  
SENATE  
VOTE  
DESCRIPTIONS

PENNSYLVANIA  
HOUSE  
SNAPSHOT

PENNSYLVANIA  
HOUSE  
VOTES

PENNSYLVANIA  
HOUSE  
VOTE  
DESCRIPTIONS

# Pennsylvania 2020 | House Vote Descriptions

## HB 21

### LICENSING FOR REAL ESTATE INSPECTORS (CFGF OPPOSES)

Occupational licensure laws restrict innovation and job growth. It's also a prime example of regulatory capture where industry controls its own competition through the political process. This bill would create a new licensing regime for real estate inspectors, including requirements for certification and insurance minimums needed to keep the license. The Pennsylvania Senate passed this bill, 40-9, on November 19, 2020. The Pennsylvania House passed it, 182-20, on November 20, 2020.

## HB 770

### LICENSING FOR PHARMACY TECHNICIANS (CFGF OPPOSES)

Occupational licensure laws restrict innovation and job growth. It's also a prime example of regulatory capture where industry controls its own competition through the political process. This legislation would require that pharmacy

technicians be licensed by the Pennsylvania government. According to the legislation's fiscal note, the additional staff and overhead needed on the Pharmacy Board will cost over \$2 million per year. The Pennsylvania Senate passed this bill, 47-1, on October 10, 2020. The Pennsylvania House passed it, 154-48, on November 19, 2020.

## HB 808

### DELEGATE AWAY AUTHORITY FOR FEE HIKES

#### (CFGF OPPOSES)

Currently, the General Assembly must vote to increase fees. This bill would allow the Fish and Boat Commission to increase fees on its own unless the General Assembly passed a concurrent resolution stopping the increase. Allowing such fee increases to take place without explicit approval by the General Assembly enables elected lawmakers to avoid responsibility and pass the buck to unelected bureaucrats. The Pennsylvania Senate passed the bill, 44-5, on June 23, 2020. The Pennsylvania House passed it, 157-44, on June 24, 2020.

## HB 1100

### NEW CORPORATE WELFARE FOR ENERGY AND FERTILIZER

#### (CFGF OPPOSES)

This bill creates an energy and fertilizer manufacturing tax credit. This tax credit is an example of government picking winners and losers. It selects one specific sector of the economy and tilts the field in that sector's favor. This sort of favoritism puts other sectors at a disadvantage. Rather than picking winners and losers, a better approach would be a lower overall tax rate for all Pennsylvania businesses. The Pennsylvania Senate passed this bill, 39-11, on February 4, 2020. The Pennsylvania House passed it, 157-35, on the same day.

## HB 1348

### LIABILITY PROTECTION FOR AGRITOURISM (CFGF SUPPORTS)

This legislation would provide limited liability protection for "agritourism." As the name suggests, agritourism takes place on a farm.

ABOUT THE  
FOUNDATION

METHODOLOGY  
2020  
PENNSYLVANIA

PENNSYLVANIA  
SENATE  
SNAPSHOT

PENNSYLVANIA  
SENATE  
VOTES

PENNSYLVANIA  
SENATE  
VOTE  
DESCRIPTIONS

PENNSYLVANIA  
HOUSE  
SNAPSHOT

PENNSYLVANIA  
HOUSE  
VOTES

PENNSYLVANIA  
HOUSE  
VOTE  
DESCRIPTIONS

# Pennsylvania 2020 | House Vote Descriptions

There are risks present that a farmer cannot take away. This legislation recognizes those risks and would protect agritourism businesses from frivolous lawsuits where no party is at fault for injuries or damages. The Pennsylvania House passed this bill, 120-81, on November 18, 2020. The bill died in the Pennsylvania Senate.

HB 1437

RURAL ECONOMIC DEVELOPMENT SUBSIDIES

(CFGF OPPOSES)

This bill expands the Rural Jobs and Investment Tax Credit Program (RJITC), which is a program designed to let the government pick winners and losers in the marketplace. In this case, the government is favoring small businesses in rural areas at the expense of their competitors. This sort of favoritism is not a core function of government. The Pennsylvania Senate passed this bill, 49-0, on July 14, 2020. The Pennsylvania House passed it, 201-0, on the same day.

HB 1737

COVID-19 LIABILITY PROTECTIONS

(CFGF SUPPORTS)

The most important component of this

legislation is the liability protections it offers to businesses and educational facilities related to COVID-19. It limits civil liability by requiring a higher burden of proof and standard of liability for exposure to COVID-19 during a proclamation of disaster emergency issued by the Governor. Civil liability is limited by requiring clear and convincing evidence of gross negligence, recklessness, willful misconduct, or intentional infliction of harm. These liability protections are essential for businesses and educational facilities in order for them to operate without fear of baseless lawsuits. The Pennsylvania Senate passed this bill, 29-20, on November 19, 2020. The Pennsylvania House passed it, 104-98, on November 20, 2020.

HB 2025

BLOCK CAP AND TRADE SCHEME

(CFGF SUPPORTS)

Through an executive order, Governor Tom Wolf sought to have the Commonwealth join a cap-and-trade scheme called the Regional Greenhouse Gas Initiative (RGGI). This bill prohibits Wolf from taking any action through the Department of Environmental Protection

to join RGGI unless explicitly authorized by the General Assembly. The Pennsylvania House passed this bill, 130-71, on July 8, 2020. The Pennsylvania Senate passed it, 33-17, on September 9, 2020.

HB 2149

PACKING A CRONYISM BOARD

(CFGF OPPOSES)

This legislation changes the composition of the Hardwoods Development Council and increases the number of members by 16 percent. It also increases the number of Council members appointed by the Governor by 20 percent. The promotion of any single industry through the creation and appointment of councils such as this is not a core function of government. The Pennsylvania House passed it, 201-0, on July 8, 2020. The bill died in the Pennsylvania Senate.

HB 2388

REOPEN CAR DEALERSHIPS

(CFGF SUPPORTS)

Unlike neighboring states, car dealerships in Pennsylvania were shut down by the Governor's executive action to "mitigate" COVID-19. This

ABOUT THE  
FOUNDATION

METHODOLOGY  
2020  
PENNSYLVANIA

PENNSYLVANIA  
SENATE  
SNAPSHOT

PENNSYLVANIA  
SENATE  
VOTES

PENNSYLVANIA  
SENATE  
VOTE  
DESCRIPTIONS

PENNSYLVANIA  
HOUSE  
SNAPSHOT

PENNSYLVANIA  
HOUSE  
VOTES

PENNSYLVANIA  
HOUSE  
VOTE  
DESCRIPTIONS



# Pennsylvania 2020 | House Vote Descriptions

legislation would have required the Department of Community and Economic Development (DCED) to grant waivers to car dealers allowing them to reopen. The Pennsylvania Senate passed this bill, 31-17, on May 13, 2020. The Pennsylvania House passed it, 123-79, on May 14, 2020. Governor Wolf subsequently vetoed this bill. The Pennsylvania House then failed, 115-87, to override the veto (a two-thirds majority was needed). This override vote is what is included in the House scorecard, not final passage.

HB 2412

REOPEN REAL ESTATE ACTIVITIES

(CFGF SUPPORTS)

Pennsylvania was the only state to shut down all real estate activities at the outset of COVID-19. This legislation would have required the Secretary of the Department of Community and Economic Development (DCED) to issue a waiver for all real estate-related activities that can adhere to social distancing practices and other mitigation measures defined by the CDC. The Pennsylvania Senate passed the bill, 33-15, on May 13, 2020. The Pennsylvania House passed it, 134-68, on May 14, 2020.

HB 2536

MISUSE OF CARES FUNDING

(CFGF OPPOSES)

This legislation is the Fiscal Code, which establishes where the government gets the funds to pay for items included in the budget. One of the ways this year’s fiscal code paid for the budget was by transferring over \$1 billion in federal CARES Act funding - which was intended to support businesses - to the Department of Corrections. Using one-time funds to pay for ongoing expenses means that there will be an even larger budget hole to fill next year. This bill also granted a 10-year extension to the City of Harrisburg to continue collecting a “Local Services Tax” charged to people who work in the city, but live elsewhere. The Pennsylvania Senate passed this bill, 33-16, on November 20, 2020. The Pennsylvania House passed it, 108-92, on the same day.

HR 101

MANDATE HEALTH COVERAGE IF OBAMACARE IS REPEALED

(CFGF OPPOSES)

This resolution “urged” Congress to reenact

portions of Obamacare should the overall legislation be found unconstitutional. Specifically, it asked Congress to pass laws requiring coverage for preexisting conditions and extend coverage for dependent children, among other things. Coverage for preexisting conditions is a central part of Obamacare’s “one size fits all” framework that forces everyone to pay higher premiums. The Pennsylvania House passed this resolution, 194-1, on February 3, 2020.

HR 836

END COVID-19 LOCKDOWN DECLARATION

(CFGF SUPPORTS)

This resolution was an attempt by the General Assembly to terminate Governor Wolf’s emergency declaration that shut down nearly all activities across the Commonwealth. The Pennsylvania Senate passed this resolution, 31-19, on June 9, 2020. The Pennsylvania House passed it, 121-81, on the same day. Governor Wolf subsequently vetoed this bill. The Pennsylvania House then failed, 118-84, to override the veto (a two-thirds majority was needed). This override vote is what was included in the House scorecard, not final passage.

ABOUT THE FOUNDATION
METHODOLOGY 2020 PENNSYLVANIA
PENNSYLVANIA SENATE SNAPSHOT
PENNSYLVANIA SENATE VOTES
PENNSYLVANIA SENATE VOTE DESCRIPTIONS
PENNSYLVANIA HOUSE SNAPSHOT
PENNSYLVANIA HOUSE VOTES
PENNSYLVANIA HOUSE VOTE DESCRIPTIONS

Pennsylvania 2020 | House Vote Descriptions

SB 327

GIVE COUNTIES AUTHORITY OVER COVID-19

(CFGF SUPPORTS)

Rejecting the governor’s “one size fits all” strategy, this legislation would have allowed county governments to establish their own COVID-19 mitigation strategies and begin the process of reopening businesses, schools, and other agencies on a county-by-county basis. The Pennsylvania Senate passed this bill, 28-20, on May 13, 2020. The Pennsylvania House passed it, 108-94, on May 14, 2020.

SB 595

MANDATE MAMMOGRAM COVERAGE

(CFGF OPPOSES)

This legislation would mandate insurance coverage for supplemental ultrasound screening and MRIs for women who have dense breast tissue and who need additional testing beyond a mammogram. When lawmakers mandate insurance coverage for various medical conditions or services, it may help a certain portion of the population, but it reduces overall

healthcare freedom and drives up the price for everyone, thus making health insurance even more unaffordable. The Pennsylvania House passed this bill, 201-0, on June 24, 2020. The Pennsylvania Senate passed it, 50-0, on the same day.

SB 1166

REQUIRE CONSENT TO EXTEND DISASTER DECLARATION

(CFGF SUPPORTS)

This legislation is the first step in amending the Pennsylvania Constitution to require legislative approval for a disaster declaration to last beyond 30 days. This is a necessary check against executive authority. In order to amend the Constitution, legislation containing identical language will need to be passed in the next legislative session and then be approved by voters. The Pennsylvania House passed this bill, 115-86, on July 14, 2020. The Pennsylvania Senate passed it, 33-17, on July 15, 2020.

SB 1350

THE 2020 BUDGET SUPPLEMENTAL

(CFGF OPPOSES)

This legislation was a supplemental budget passed to cover the second half of the fiscal year. It increased spending by more than 7.4 percent over the previous year’s enacted budget. Spending increases should be limited to the rate of inflation plus population growth, which was just 2.1%. Thus, this budget increased spending by more than three times that, placing an unreasonable burden on taxpayers. The Pennsylvania House passed this bill, 104-97, on November 20, 2020. The Pennsylvania Senate passed it, 31-18, on the same day.

ABOUT THE FOUNDATION
METHODOLOGY 2020 PENNSYLVANIA
PENNSYLVANIA SENATE SNAPSHOT
PENNSYLVANIA SENATE VOTES
PENNSYLVANIA SENATE VOTE DESCRIPTIONS
PENNSYLVANIA HOUSE SNAPSHOT
PENNSYLVANIA HOUSE VOTES
PENNSYLVANIA HOUSE VOTE DESCRIPTIONS